


OptoTEC™ OTX Series Thermoelectric Cooler

The OTX08-31-F1-0707-11-RT-W2.25 is a high-performance, miniature thermoelectric cooler. The OTX08-31-F1-0707-11-RT-W2.25 is primarily used in applications to stabilize the temperature of sensitive optical components in the telecom and photonics industries. It has a maximum Q_c of 1.7 Watts when $\Delta T = 0$ and a maximum ΔT of 72.9 °C at $Q_c = 0$.

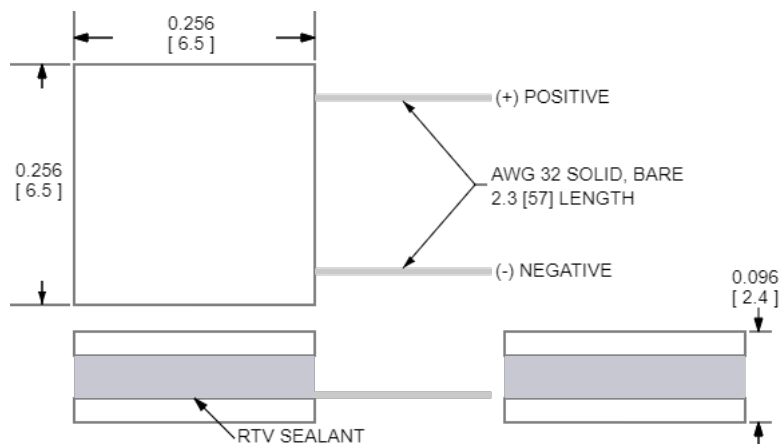


Features

- Miniature footprint
- Precise temperature control
- Reliable solid-state operation
- No sound or vibration
- RoHS-compliant

Applications

- Laser Diodes
- Optical Transceivers
- Lidar Sensors
- Infrared Range (IR) Sensors
- CMOS Sensors
- Autonomous Systems
- Machine Vision
- Security Cameras



CERAMIC MATERIAL: Al_2O_3

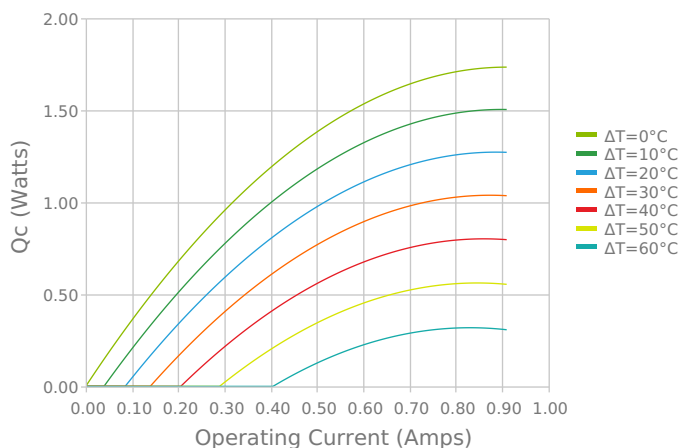
SOLDER CONSTRUCTION: 232°C, SbSn

INCHES [MM]

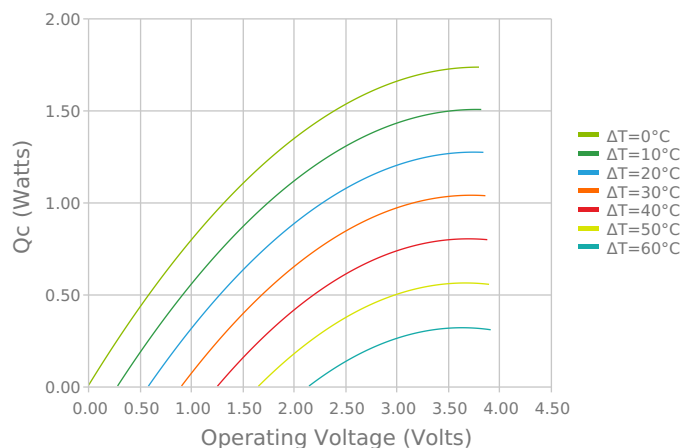
Note: Allow 0.020 in [0.5 mm] around perimeter of the thermoelectric cooler and lead wire attachment to accommodate sealant

ELECTRICAL AND THERMAL PERFORMANCE

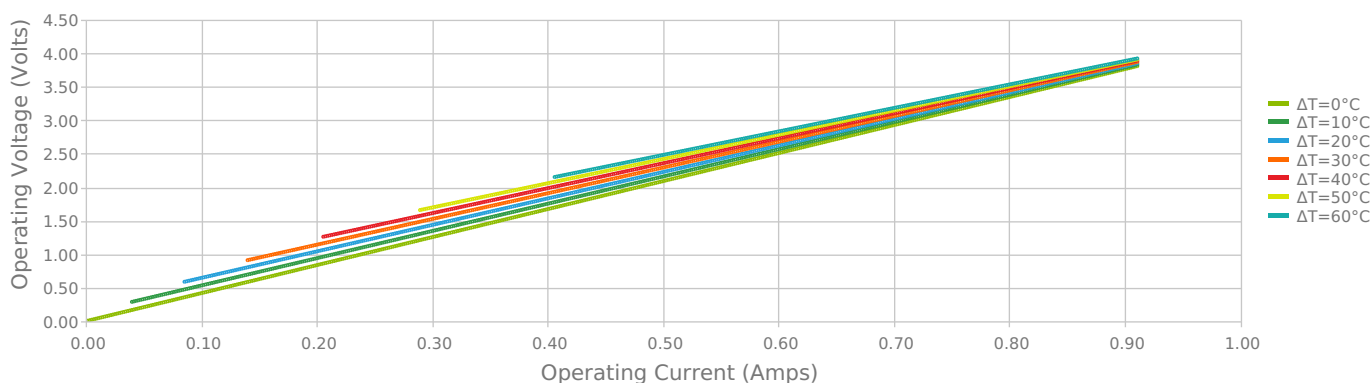
Heat Pumped at Cold Side
 $T_{hot} = 27^\circ C$



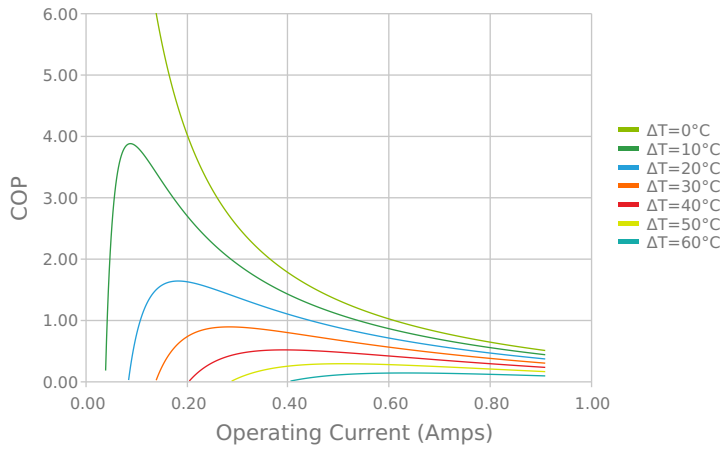
Heat Pumped at Cold Side
 $T_{hot} = 27^\circ C$



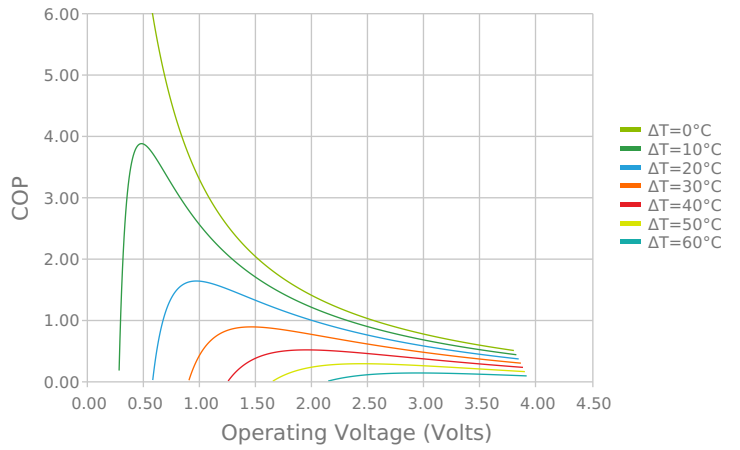
Current vs Voltage (I vs V)
 $T_{hot} = 27^\circ C$



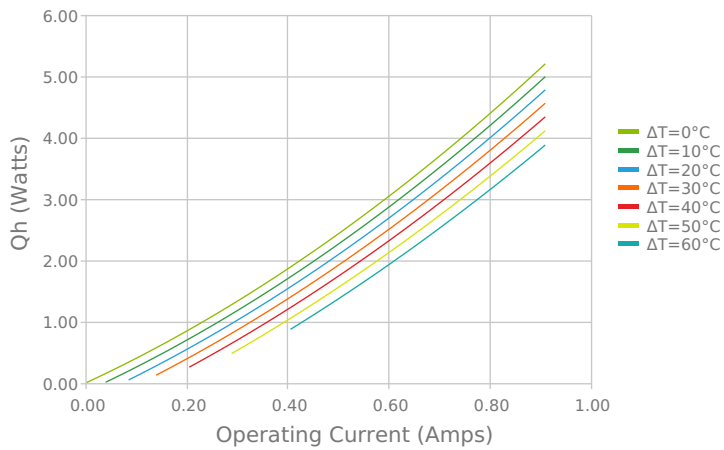
Coefficient of Performance (COP = Q_c/P_{in})
 $T_{hot} = 27\text{ }^{\circ}\text{C}$



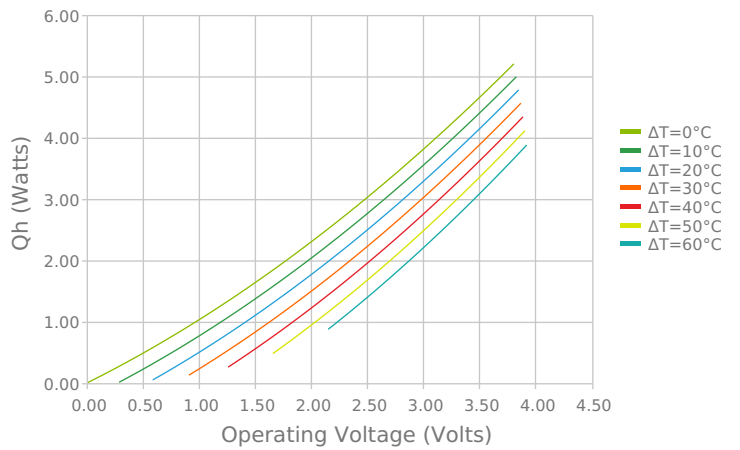
Coefficient of Performance (COP = Q_c/P_{in})
 $T_{hot} = 27\text{ }^{\circ}\text{C}$



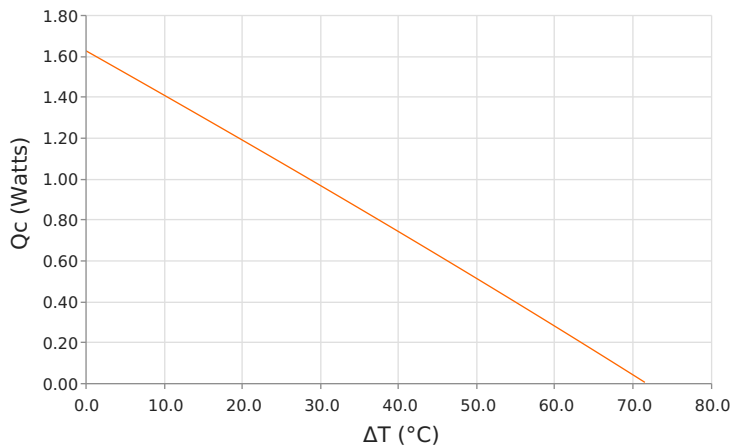
Total Heat Dissipated at Hot Side ($Q_h = Q_c + P_{in}$)
 $T_{hot} = 27\text{ }^{\circ}\text{C}$



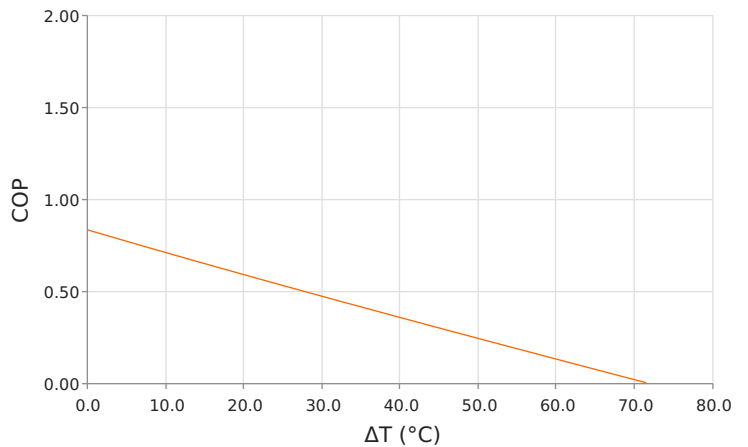
Total Heat Dissipated at Hot Side ($Q_h = Q_c + P_{in}$)
 $T_{hot} = 27\text{ }^{\circ}\text{C}$



Heat Pumped at Cold Side (Q_c)
 $T_{hot} = 27\text{ }^{\circ}\text{C}$ | Current = 0.7 Amps



Coefficient of Performance (COP = Q_c/P_{in})
 $T_{hot} = 27\text{ }^{\circ}\text{C}$ | Current = 0.7 Amps



SPECIFICATIONS*

Hot Side Temperature

Qcmax ($\Delta T = 0$)

ΔT_{max} ($Q_c = 0$)

I_{max} (I @ ΔT_{max})

V_{max} (V @ ΔT_{max})

Module Resistance

Max Operating Temperature

Weight

	27.0 °C	50.0 °C	80.0 °C
Qcmax ($\Delta T = 0$)	1.7 Watts	1.9 Watts	2.0 Watts
ΔT_{max} ($Q_c = 0$)	72.9°C	81.8°C	92.1°C
I _{max} (I @ ΔT_{max})	0.8 Amps	0.8 Amps	0.8 Amps
V _{max} (V @ ΔT_{max})	3.6 Volts	4.0 Volts	4.5 Volts
Module Resistance	4.18 Ohms	4.71 Ohms	5.38 Ohms
Max Operating Temperature	120 °C		
Weight	1.0 gram(s)		

* Specifications reflect thermoelectric coefficients updated March 2020

FINISHING OPTIONS

Suffix	Thickness	Flatness / Parallelism	Hot Face	Cold Face	Lead Length
11	2.438 ±0.127 mm 0.096 ± 0.0050 in	0.051 mm / 0.051 mm 0.002 in / 0.002 in	Lapped	Lapped	50.8 mm 2.00 in

SEALING OPTIONS

Suffix	Sealant	Color	Temp Range	Description
RT	RTV	Translucent or White	-60 to 204°C	Non-corrosive, silicone adhesive

NOTES

1. Max operating temperature: 120°C
2. Do not exceed I_{max} or V_{max} when operating module
3. Reference assembly guidelines for recommended installation
4. Solder tinning also available on metallized ceramics

Any information furnished by Laird and its agents, whether in specifications, data sheets, product catalogues or otherwise, is believed to be (but is not warranted as being) accurate and reliable, is provided for information only and does not form part of any contract with Laird. All specifications are subject to change without notice. Laird assumes no responsibility and disclaims all liability for losses or damages resulting from use of or reliance on this information. All Laird products are sold subject to the Laird Terms and Conditions of sale (including Laird's limited warranty) in effect from time to time, a copy of which will be furnished upon request.

© Copyright 2019-2021 Laird Thermal Systems, Inc. All rights reserved. Laird™, the Laird Ring Logo, and Laird Thermal Systems™ are trademarks or registered trademarks of Laird Limited or its subsidiaries.

OptoTEC™ is a trademark of Laird Thermal Systems, Inc. All other marks are owned by their respective owners.

Date: 12/15/2021