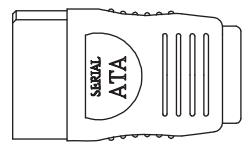
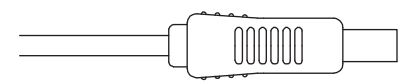
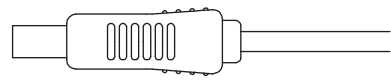


**P1**

**P2**



Pin Assignment	
P1	P2
1	1
2	2
3	3
4	4
5	5
6	6
7	7

GND connections: 1-2, 3-4, 5-6, 7-8

**Material:**

- Cable: UL2725 [26AWG(1/0.404)\*2+D(1/0.32)\*2+AL]\*2F  
 - OD 2.2\*7.8MM  
 - Jacket Red (RD-16#)
- P1 & P2 Connectors: Serial ATA 7-pin/Female Crimp Type  
 - Pin 15µ"  
 - Insulator Black
- Jacket: PVC 45P, Black
- Unplug/Plug cycles is 50 times

**Electrical:**

- 100% Open, Short, MisWire Test
- Contact Resistance: 1Ω Min.
- Insulation Resistance: 10MΩ Min.
- Hi-Pot 300V DC/0.1 Sec

Unit: MM±0.25MM



Scale	1:1						Name
TOLERANCE						Drawn	12.29.11
X.X	±0.40					Approved	Chappell
X.XX	±0.25						
X.XXX	±0.15						
Angle	±3°						
		Modification		Date	Name		

Item No.	<b>AK-SATA-075-R</b>	
Title	Serial ATA (SATA) Connection Cable - 0.75 Meter	
Drawing No.		<b>rev00</b>
Replace		Sheet