

Features

- Low Forward Voltage
- Epoxy Meets UL 94 V-0 Flammability Rating
- Moisture Sensitivity Level 1
- Halogen Free. "Green" Device (Note 1)
- Lead Free Finish/RoHS Compliant ("P" Suffix Designates RoHS Compliant. See Ordering Information)

Maximum Ratings

- Operating Junction Temperature Range: -55°C to +125°C
- Storage Temperature Range: -55°C to +150°C
- Thermal Resistance: 500°C/W Junction to Ambient

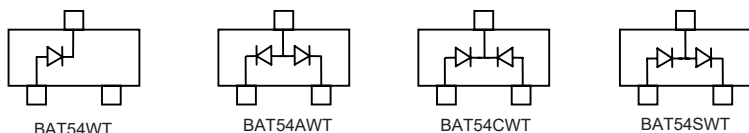
MCC Part Number	Device Marking	Maximum Recurrent Peak Reverse Voltage	Maximum RMS Voltage	Maximum DC Blocking Voltage
BAT54WT	KL5	30V	21V	30V
BAT54AWT	KL6	30V	21V	30V
BAT54CWT	KL7	30V	21V	30V
BAT54SWT	KL8	30V	21V	30V

Electrical Characteristics @ 25°C Unless Otherwise Specified

Average Forward Current	$I_{F(AV)}$	200mA	$T_A = 25^\circ\text{C}$
Peak Forward Surge Current	I_{FSM}	600mA	8.3ms
Repetitive Peak Forward Current	I_{FRM}	300mA	$t_p \leq 1\text{s}; \text{Duty Cycle} \leq 50\%$
Power Dissipation	P_d	200mW	$T_A = 25^\circ\text{C}$
Maximum Forward Voltage	V_F	240mV 320mV 400mV 500mV 800mV	$I_F = 0.1\text{mA}$ $I_F = 1.0\text{mA}$ $I_F = 10\text{mA}$ $I_F = 30\text{mA}$ $I_F = 100\text{mA}$
Maximum DC Reverse Current At Rated DC Blocking Voltage	I_R	2.0µA	$V_R = 25\text{V}$
Maximum Reverse Breakdown Voltage	$V_{(BR)}$	>30V	
Maximum Junction Capacitance	C_J	10pF	Measured at 1.0MHz, $V_R = 1.0\text{V}$
Maximum Reverse Recovery Time	t_{rr}	5.0ns	$I_F = I_R = 10\text{mA};$ $I_{rr} = 0.1 \times I_R,$ $R_L = 100\Omega$

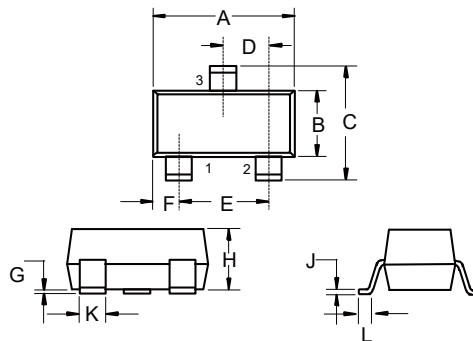
Note: 1. Halogen free "Green" products are defined as those which contain <900ppm bromine, <900ppm chlorine (<1500ppm total Br + Cl) and <1000ppm antimony compounds.

Internal Structure:



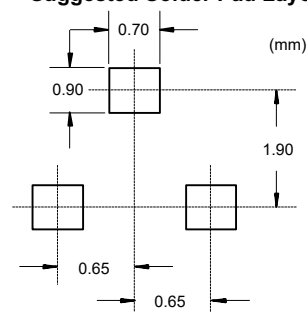
**200mW, 30V
Schottky Barrier
Diode**

SOT-323



DIM	DIMENSIONS				NOTE
	INCHES		MM		
	MIN	MAX	MIN	MAX	
A	0.071	0.087	1.80	2.20	
B	0.045	0.053	1.15	1.35	
C	0.083	0.096	2.10	2.45	
D	0.026		0.65		TYP.
E	0.047	0.055	1.20	1.40	
F	0.012	0.016	0.30	0.40	
G	0.000	0.004	0.00	0.10	
H	0.035	0.044	0.90	1.10	
J	0.002	0.010	0.05	0.25	
K	0.006	0.016	0.15	0.40	
L	0.010	0.018	0.26	0.46	

Suggested Solder Pad Layout



Curve Characteristics

Fig. 1 - Typical Instantaneous Forward Characteristics

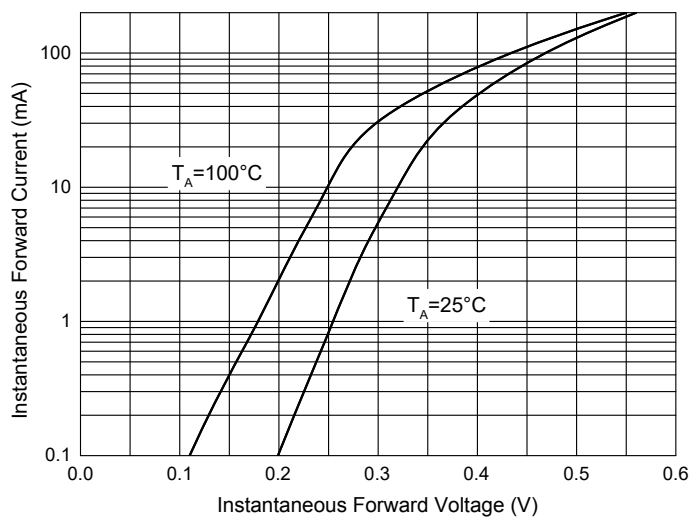


Fig. 2 - Typical Reverse Leakage Characteristics

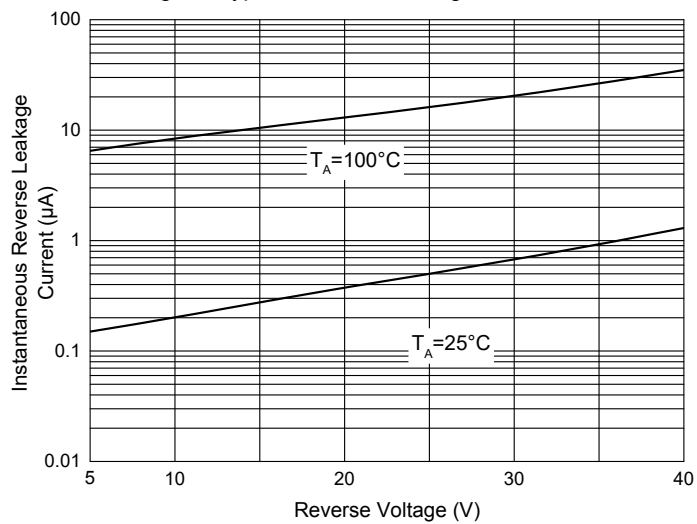
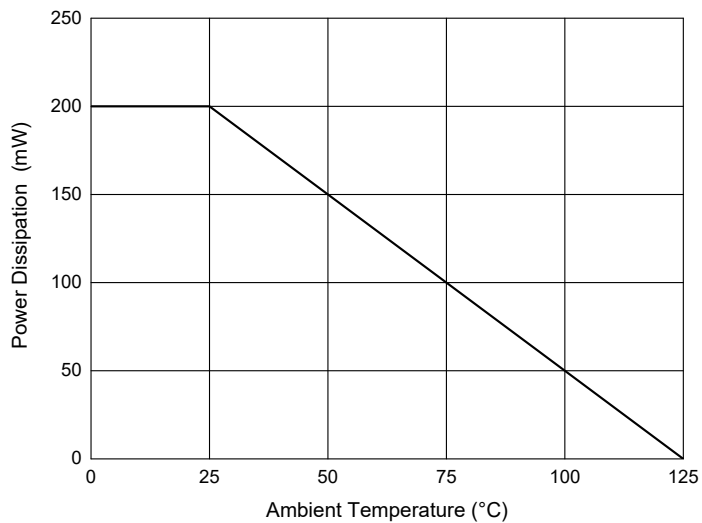


Fig. 3 - Power Derating Curve



Ordering Information

Device	Packing
Part Number-TP	Tape&Reel: 3Kpcs/Reel

*****IMPORTANT NOTICE*****

Micro Commercial Components Corp. reserves the right to make changes without further notice to any product herein to make corrections, modifications , enhancements , improvements , or other changes . **Micro Commercial Components Corp.** does not assume any liability arising out of the application or use of any product described herein; neither does it convey any license under its patent rights ,nor the rights of others . The user of products in such applications shall assume all risks of such use and will agree to hold **Micro Commercial Components Corp.** and all the companies whose products are represented on our website, harmless against all damages. **Micro Commercial Components Corp.** products are sold subject to the general terms and conditions of commercial sale, as published at <https://www.mccsemi.com/Home/TermsAndConditions>.

*****LIFE SUPPORT*****

MCC's products are not authorized for use as critical components in life support devices or systems without the express written approval of Micro Commercial Components Corporation.

*****CUSTOMER AWARENESS*****

Counterfeiting of semiconductor parts is a growing problem in the industry. Micro Commercial Components (MCC) is taking strong measures to protect ourselves and our customers from the proliferation of counterfeit parts. MCC strongly encourages customers to purchase MCC parts either directly from MCC or from Authorized MCC Distributors who are listed by country on our web page cited below. Products customers buy either from MCC directly or from Authorized MCC Distributors are genuine parts, have full traceability, meet MCC's quality standards for handling and storage. **MCC will not provide any warranty coverage or other assistance for parts bought from Unauthorized Sources.** MCC is committed to combat this global problem and encourage our customers to do their part in stopping this practice by buying direct or from authorized distributors.