



Enclosure for command devices, 22 mm, round, Enclosure material plastic, enclosure top part gray, 2 control points plastic, B=Pushbutton green, label: I, 1 NO, screw terminal, A=Pushbutton red, label: O, 1 NC, screw terminal, floor mounting, 1xM20 each on top and bottom, Labels enclosed

<b>product brand name</b>	SIRIUS ACT
<b>product designation</b>	Enclosures
<b>product type designation</b>	3SU1
<b>manufacturer's article number</b>	
<ul style="list-style-type: none"> <li>of supplied contact module</li> <li>of supplied contact module at the command point A 1</li> <li>of supplied contact module at the command point B 2</li> <li>of the supplied holder</li> <li>of the supplied holder at the command point A</li> <li>of the supplied holder at the command point B</li> <li>of the supplied actuator</li> <li>of the supplied actuator at the command point A</li> <li>of the supplied actuator at the command point B</li> <li>of supplied empty enclosure</li> <li>of supplied accessory</li> <li>of the supplied accessories at the command point A</li> <li>of the supplied accessories at the command point B</li> </ul>	A1 = 3SU1400-2AA10-1CA0 / B2 = 3SU1400-2AA10-1BA0 3SU1400-2AA10-1CA0  3SU1400-2AA10-1BA0  A = 3SU1500-0AA10-0AA0, B = 3SU1500-0AA10-0AA0 3SU1500-0AA10-0AA0 3SU1500-0AA10-0AA0 A = 3SU1000-0AB20-0AA0 / B = 3SU1000-0AB40-0AA0 3SU1000-0AB20-0AA0 3SU1000-0AB40-0AA0 3SU1802-0AA00-0AB1 A = 3SU1900-0AF16-0QA0, B = 3SU1900-0AF16-0QB0 3SU1900-0AF16-0QA0 3SU1900-0AF16-0QB0
<b>Enclosure</b>	
<b>design of the housing</b>	with recess for label
<b>shape of the enclosure front</b>	rectangular
<b>material of the enclosure</b>	plastic
<b>number of command points</b>	2
<b>product component</b>	
<ul style="list-style-type: none"> <li>EMERGENCY STOP device</li> <li>protective collar</li> </ul>	No No
<b>color of the enclosure top part</b>	grey
<b>delivery state</b>	
<ul style="list-style-type: none"> <li>as a kit</li> <li>pre-wired on strip terminal</li> </ul>	No No
<b>fastening method of the enclosure</b>	Vertical
<b>Actuator</b>	
<b>design of the actuating element</b>	Pushbutton / pushbutton
<b>suitability for use EMERGENCY OFF switch</b>	No
<b>product feature lockout</b>	No
<b>product extension optional light source</b>	No
<b>color of the actuating element</b>	A = red / B = green

material of the actuating element	plastic
shape of the actuating element	round
number of contact modules	2
type of unlocking device	A = none / B = none
<b>Front ring</b>	
product component front ring	Yes
design of the front ring	Standard
material of the front ring	plastic
color of the front ring	black
<b>Holder</b>	
material of the holder	Plastic
<b>Display</b>	
number of LED modules	0
<b>General technical data</b>	
product function	
• positive opening	Yes
• EMERGENCY OFF function	No
• EMERGENCY STOP function	No
protection class IP	IP66, IP67, IP69(IP69K)
degree of protection NEMA rating	1, 2, 3, 3R, 4, 4X, 12K, 13
shock resistance	
• acc. to IEC 60068-2-27	Sinusoidal half-wave 50g / 11 ms
• for railway applications acc. to DIN EN 61373	Category 1, Class B
vibration resistance	
• acc. to IEC 60068-2-6	10 ... 500 Hz: 5g
• for railway applications acc. to DIN EN 61373	Category 1, Class B
reference code acc. to IEC 81346-2	S
continuous current of the C characteristic MCB	10 A; for a short-circuit current smaller than 400 A
continuous current of the quick DIAZED fuse link	10 A
continuous current of the DIAZED fuse link gG	10 A
• operating voltage at AC	
— at 50 Hz rated value	5 ... 500 V
— at 60 Hz rated value	5 ... 500 V
• operating voltage at DC rated value	5 ... 500 V
<b>Communication/ Protocol</b>	
design of the interface for communication	without
<b>Auxiliary circuit</b>	
design of the contact of auxiliary contacts	Silver alloy
number of NC contacts for auxiliary contacts	1
number of NO contacts for auxiliary contacts	1
<b>Connections/ Terminals</b>	
type of electrical connection of modules and accessories	Screw-type terminal
type of electrical connection on enclosure	Cable routing above and below, both 1 x M20
tightening torque of the screws in the bracket	1 ... 1.2 N·m
tightening torque of fixing screws in the enclosure cover	1.5 ... 1.7 N·m
• tightening torque with screw-type terminals	0.8 ... 0.9 N·m
<b>Ambient conditions</b>	
• ambient temperature during operation	-25 ... +70 °C
• ambient temperature during storage	-40 ... +80 °C
environmental category during operation acc. to IEC 60721	3M6, 3S2, 3B2, 3C3, 3K6 (with relative air humidity of 10 ... 95 %, no condensation in operation permitted for all devices behind front panel)
<b>Installation/ mounting/ dimensions</b>	
fastening method of modules and accessories	Floor mounting
height	114 mm
width	85 mm
depth	75 mm

shape of the installation opening	round
<b>Accessories</b>	
number of labels	2
marking of the name plate for command devices	A = O / B = I
color of the label	A = black / B = black
number of inscription plates	0

#### Certificates/ approvals

##### General Product Approval



##### Declaration of Conformity



EG-Konf.

[Miscellaneous](#)

[Miscellaneous](#)



EG-Konf.

##### Test Certificates

[Special Test Certificate](#)

[Type Test Certificates/Test Report](#)

##### Marine / Shipping



ABS



LRS



PRS



RINA



RMRS

##### other

[Confirmation](#)

#### Further information

Information- and Downloadcenter (Catalogs, Brochures,...)

<https://www.siemens.com/ic10>

Industry Mall (Online ordering system)

<https://mall.industry.siemens.com/mall/en/en/Catalog/product?mlfb=3SU1802-0AB00-2AB1>

Cax online generator

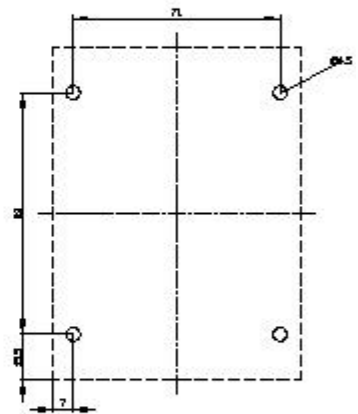
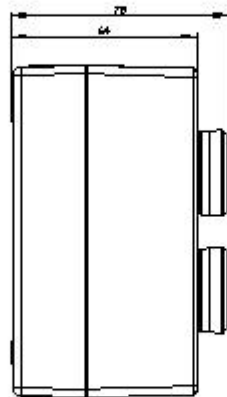
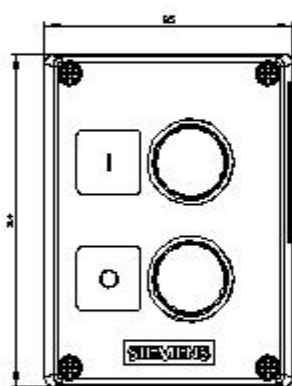
<http://support.automation.siemens.com/WW/CAXorder/default.aspx?lang=en&mlfb=3SU1802-0AB00-2AB1>

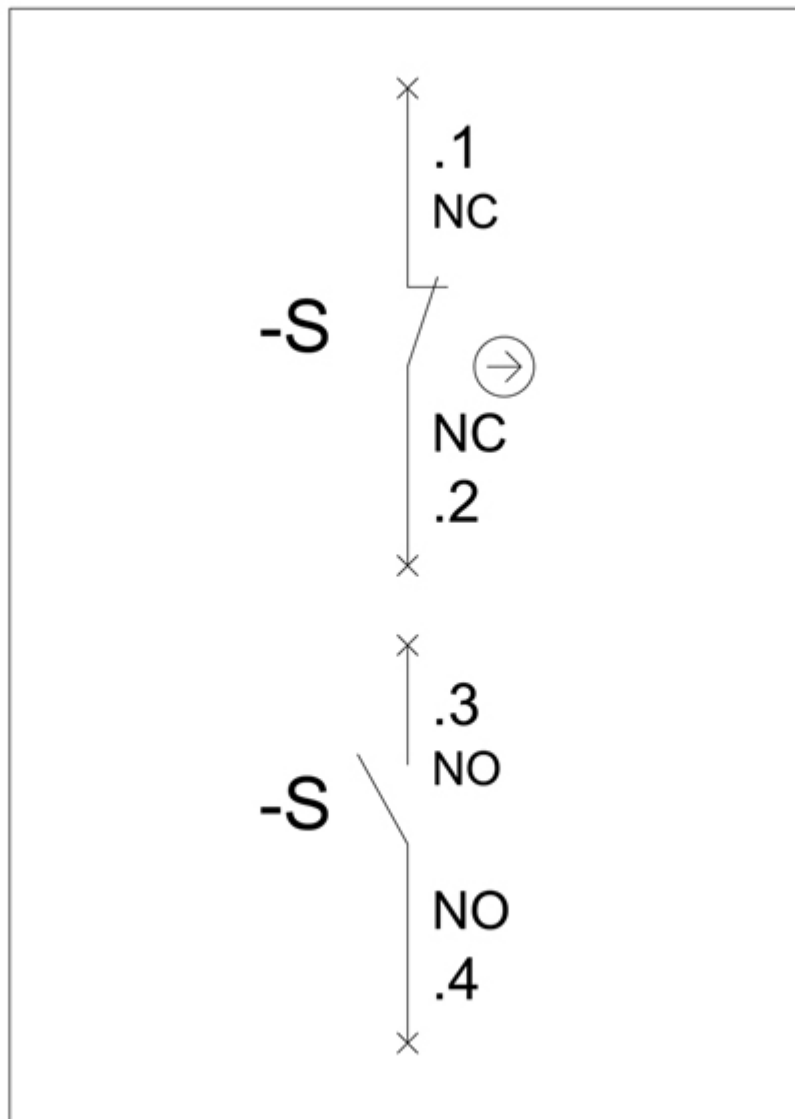
Service&Support (Manuals, Certificates, Characteristics, FAQs,...)

<https://support.industry.siemens.com/cs/ww/en/ps/3SU1802-0AB00-2AB1>

Image database (product images, 2D dimension drawings, 3D models, device circuit diagrams, EPLAN macros, ...)

[http://www.automation.siemens.com/bilddb/cax\\_de.aspx?mlfb=3SU1802-0AB00-2AB1&lang=en](http://www.automation.siemens.com/bilddb/cax_de.aspx?mlfb=3SU1802-0AB00-2AB1&lang=en)





last modified:

8/31/2020 