



Features

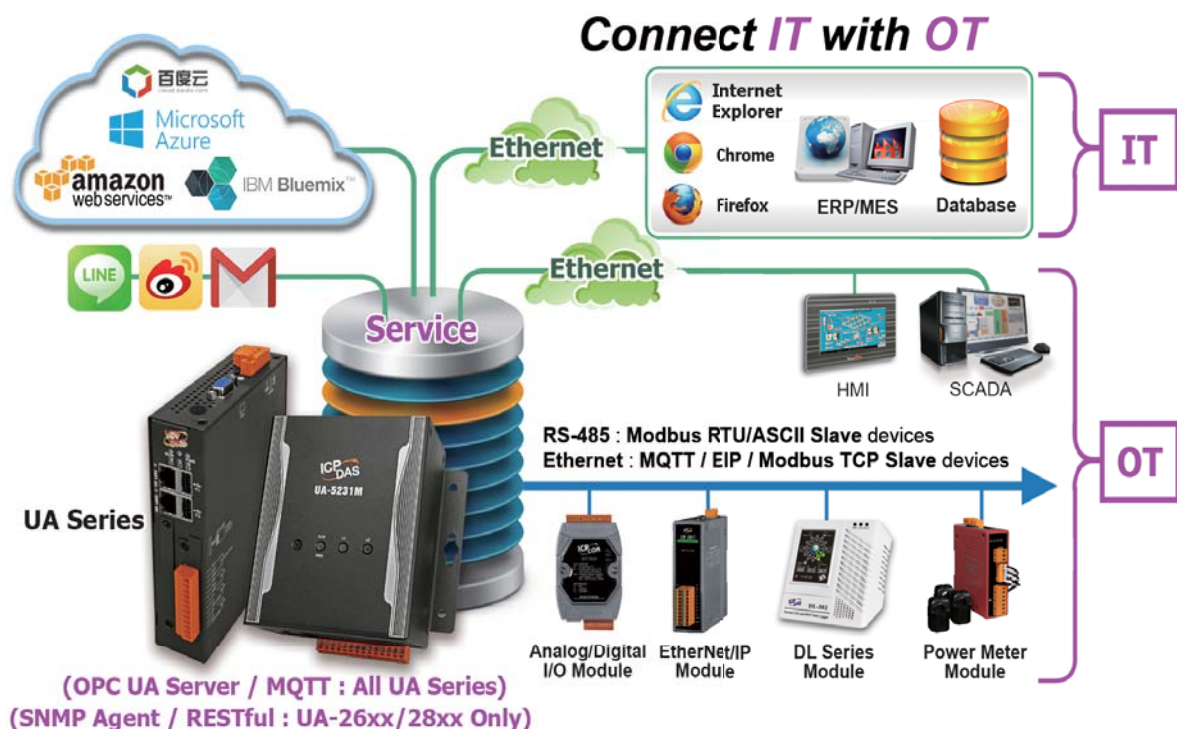
- OPC UA Server
- MQTT Client Service
- MQTT Broker Inside
- ARM CPU, 1.0 GHz
- 512 MB RAM and 8 GB Flash
- Linux kernel 3.2.14 OS
- Real-Time Capability
- Support Local Data log / Remote Database
- Support IFTTT Logic Control & APP Notify
- Support PID Logic Operation
- 1 x 10/100/1000 Mbit/s Ethernet Port
- 4 Serial Ports (RS-232/RS-485)

UA Series IIoT Communication Server 1 Ethernet Port

Introduction

UA-5200 Series is a series of **IIoT (Industrial IoT) Communication Server** for integrating the system and devices of IT and OT. UA features the IIoT Gateway function that allows users to access the remote I/O modules and controllers via Modbus TCP/RTU/ASCII, MQTT, and EtherNet/IP communication protocols. IIoT gateway function can also convert these I/O data to OPC UA or MQTT protocols for the needs of connecting with the MES, ERP, SCADA and Cloud services. Besides, UA features the Data Logger function that allows users to write the I/O data directly into the remote database (MS SQL / MySQL / MariaDB), and save to the local file (.csv) as the historical records. UA supports Cloud platform that can connect to Amazon AWS, Microsoft Azure or other Cloud platforms to send over the I/O data; and support Cloud logic service platform "IFTTT" which can connect many web APPs that allows users to receive first-hand notification messages through the most commonly used mobile APPs when an event triggered. UA Series enhances the networking and interoperability between IT and OT. Through UA series, users can easily deploy for Industrial IoT.

System Architecture



Hardware Specifications

Model	UA-5231	UA-5231M	UA-5231M-3GWA	UA-5231M-4GE	UA-5231M-4GC
Main Unit					
CPU	ARM CPU, 1.0 GHz				
System Memory	DDR3 SDRAM 512 MB				
Non-Volatile Memory	FRAM 64 KB				
Storage	Flash eMMC 8 GB				
	microSD socket with one 4 GB microSD card (support up to 32 GB microSDHC card)				
Real Time Clock	Provide second, minute, hour, date, day of week, month, year				
Display					
Signal	VGA (Analog RGB), reserved				
LED Indicators					
Status	PWR/RUN (Power/Running), L1, L2		PWR/RUN, L1, L2, 3G	PWR/RUN, L1, L2, 4G	
COM Ports					
Console Port	RS-232 (RxD, TxD and GND); Non-isolated				
ttyO2	RS-485 (Data+, Data-); 2500 VDC isolated				
ttyO4	RS-232 (RxD, TxD and GND); Non-isolated				
ttyO5	RS-485 (Data+, Data-); 2500 VDC isolated				
Ethernet					
Ports	1 x RJ-45, 10/100/1000 Based-TX (Auto-negotiating, Auto MDI/MDI-X, LED indicators)				
USB					
Connector	1 x 2.0 host				
HMI					
Rotary Switch	1 x 10 Position (0 ~ 9)				
Port Expansion					
Type	-				
Power					
Input Range	+12 ~ +48 VDC				
Consumption	4.8 W		6.5 W		
Mechanical					
Casing	Plastic	Metal			
Dimensions (W x L x H)	91 x 132 x 52 (mm)	117 x 126 x 58 (mm)			
Installation	DIN-Rail Mounting				
Environmental					
Operating Temperature	-25 ~ +75°C				
Storage Temperature	-40 ~ +80°C				
Ambient Relative Humidity	10 ~ 90% RH (non-condensing)				


Model	UA-5231M-3GWA	UA-5231M-4GE	UA-5231M-4GC
3G System Wireless Communication			
Data Transmission	<ul style="list-style-type: none"> WCDMA / HSPA+ Download: Max. 14.4Mbps; Upload: Max 5.76Mbps 	<ul style="list-style-type: none"> DC-HSPA+ Download: Max. 42 Mbps; Upload: Max 5.76 Mbps TD-SCDMA Download: Max. 4.2 Mbps; Upload: Max 2.2 Mbps CDMA2000 EVDO Download: Max. 14.7 Mbps; Upload: Max 5.4 Mbps 	
Frequency Band	<ul style="list-style-type: none"> WCDMA 850/900/1900/2100 MHz 	<ul style="list-style-type: none"> WCDMA 850/900/2100 MHz 	<ul style="list-style-type: none"> WCDMA 900/2100 MHz TD-SCDMA 1900/2100 MHz CDMA2000 (BC0) 800 MHz
4G System Wireless Communication			
Data Transmission	-	<ul style="list-style-type: none"> Download Max 100 Mbps; Upload Max 50 Mbps 	
Frequency Band	-	<ul style="list-style-type: none"> FDD LTE: B1/B3/B5/B7/B8/B20 	<ul style="list-style-type: none"> FDD LTE: B1/B3/B8 TDD LTE: B38/B39/B40/B41

Software Specifications


Model	UA-5200 Series Software Specifications
OS	
Linux	Linux Kernel 3.2.14
Protocol	
OPC UA Server	<ul style="list-style-type: none"> • OPC Unified Architecture: 1.02 • Core Server Facet • Data Access Server Facet • Method Server Facet • UA-TCP UA-SC UA Binary • User Authentication: Username/Password, X.509 Certificate • Security Policy: <ul style="list-style-type: none"> > None > Basic128Rsa15 (Sign / Sign & Encrypt) > Basic256 (Sign / Sign & Encrypt) • Recommend Max. 20 Client Sessions, and Max. 8000 Tags.
MQTT Broker	Compliance with MQTT v3.1.1 protocol. Provide MQTT message distribution management. Support TLS/SSL and Web Socket communication. Recommend Max. 400 Client Devices.
MQTT Client	Connect the MQTT Broker to read/control the devices supporting the MQTT protocol, or connect the MQTT Broker to externally read/control the devices supporting other protocols that linking with the UA series. (MQTT Ver. 3.1.1; TLS Ver. 1.2) Recommend Max. 200 Connections.
Modbus TCP Master	To read or control the devices that support standard Modbus TCP Slave protocol. Recommend Max. 100 modules.
Modbus RTU/ASCII Master	A max. of 3 ports: COM2, COM3, COM4 to connect other Modbus RTU Slave devices (e.g. M-7000). Recommend Max. 32 devices per port (32*3 port=96) for better communication quality.
EtherNet/IP Scanner	Support connect EIP-2000 series modules of ICP DAS. Recommend Max. 50 devices per UA.
Service	
Embedded Service	SFTP server, Web server (HTTP & HTTPS Web), SSH
Data Logger	
Local Data Logger	Record I/O data, and save to the local MicroSD card or SSD in CSV format.
Remote Database	Record I/O data, and send to the remote database of MS SQL / MySQL / MariaDB. Recommend Max. 1 Databases per Time, and Max. 1000 Tags.
Function	
PID Function	Combine the remote I/O devices for the PID logic control system.
IoT Service Integration	
Microsoft Azure	MQTT Service can connect to MS Azure IoT Hub for Cloud platform service.
Amazon Web Services	MQTT Service can connect to AWS IoT Core for Cloud platform service.
IBM Bluemix	MQTT Service can connect to IBM Bluemix for Cloud platform service.
IFTTT	Support Logic event sending to IFTTT Web platform. IFTTT Logic Trigger APP (Line, Twitter, Gmail ...)

Appearance

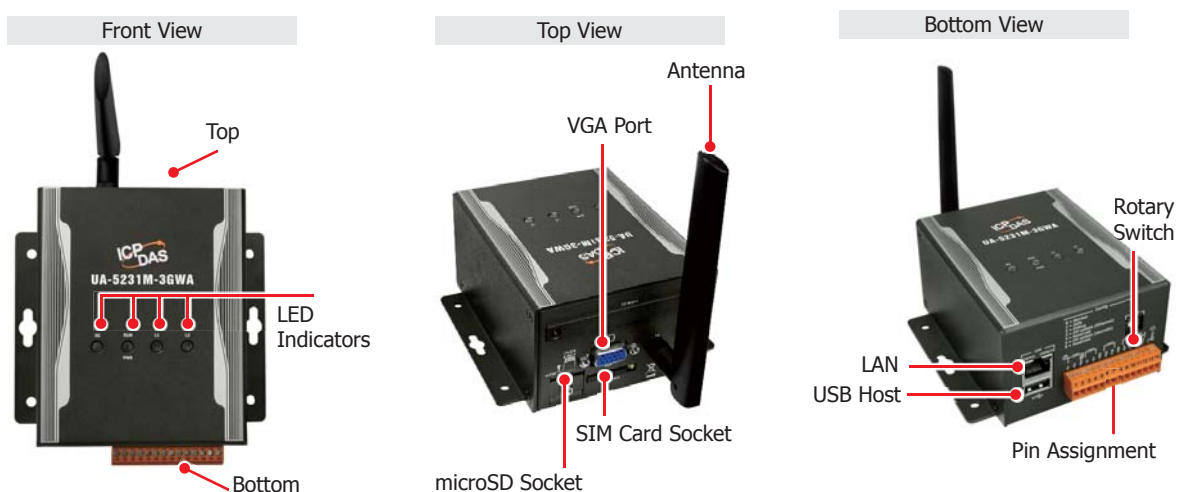
UA-5231



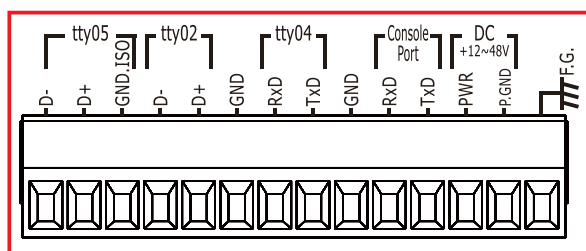
UA-5231M



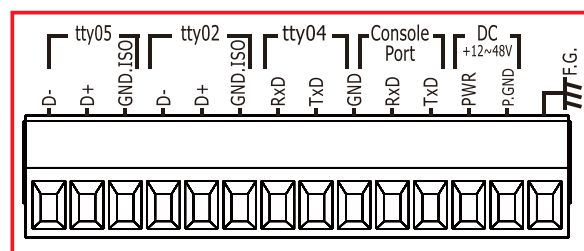
UA-5231M-3GWA/UA-5231M-4GE/UA-5231M-4GC



Pin Assignment



Versions shipped before 2021/09

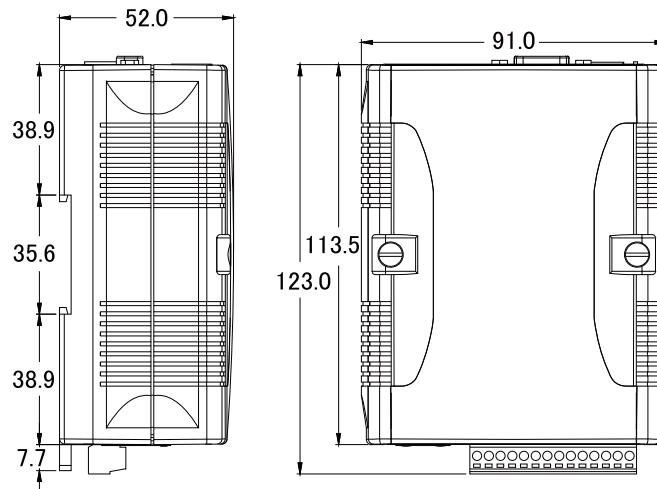


Version shipped after 2021/09

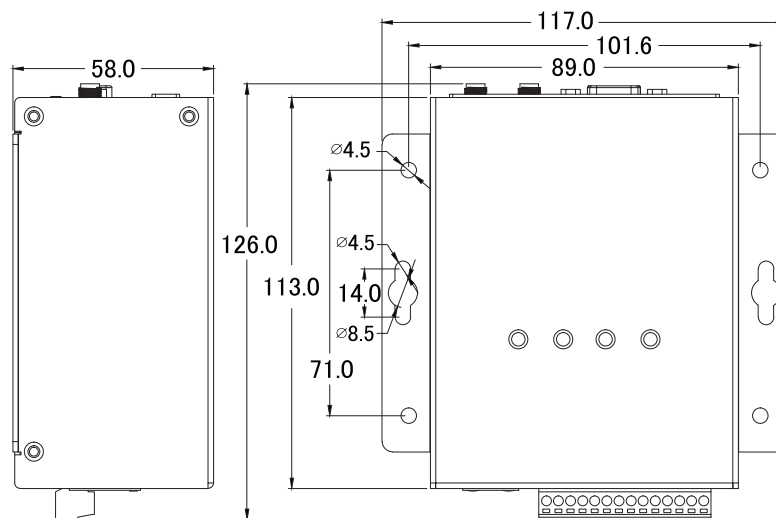
#Remarks: The shipping version between 2021/05 and 2021/09, please refer to Chapter 1.5 of the UA-5200 User Manual to confirm the RS-232 Pin Assignment of tty04 and Console ports.

■ Dimensions (Units: mm)

UA-5231



UA-5231M / UA-5231M-3GWA / UA-5231M-4GE / UA-5231M-4GC



■ Ordering Information

UA-5231 CR	IIoT Communication Server with 1 Ethernet Port (Plastic Case)(RoHS)
UA-5231M CR	IIoT Communication Server with 1 Ethernet Port (Metal Case) (RoHS)
UA-5231M-3GWA CR	IIoT Communication Server with 1 Ethernet Port, 3G Wireless Communication (Metal Case) (RoHS)
UA-5231M-4GE CR	IIoT Communication Server with 1 Ethernet Port, 4G LTE (FDD) Wireless Communication (Metal Case) (RoHS)
UA-5231M-4GC CR	IIoT Communication Server with 1 Ethernet Port, 4G LTE (FDD, TDD) Wireless Communication (Metal Case) (RoHS) (Asia Only, for China Only)