



MFS02

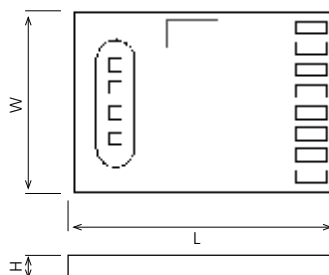
Thermal Mass Flow Sensor

Optimal for ultra fast measuring of gas flow and direction

Benefits & Characteristics

- Excellent solution for applications with high flow rates and fast response time in CTA mode
- Very high measuring dynamic with CTA mode (10'000'000 : 1) without bypass
- Detection of flow direction
- Excellent for very low flow rates and leakage detection with bridge mode
- High chemical resistance against aggressive gases and vapors

Illustration¹⁾



1) For actual size, see dimensions


Technical Data

Dimensions (L / L2 x W x H / H2 in mm):	5.0 x 3.4 x 0.5
Operating measuring range:	0 m/s to 1.5 m/s (full bridge mode) 0 ml/min to 100 ml/min (full bridge mode) 0 m/s to 150 m/s (CTA mode) 0 l/min to 10 l/min (CTA mode)
Minimum operating range:	0 ml/min to 1 ml/min
Response sensitivity:	0.0003 m/s (20 microliter/min)
Accuracy:	< 2 % of the measured value (dependent on the electronics and calibration)
Response time t_{63} :	< 10 ms
Temperature range (chip):	-40 °C to +160 °C
Temperature range (gas):	-40 °C to +80 °C (maximal +80 °C less than chip temperature)
Temperature sensitivity:	< 0.1 % / K (dependent on the electronics)
Connection:	bonding pads
2 elements:	$R_{high} (0\text{ °C}) = 710\ \Omega \pm 10\ \% R_A, R_D$
2 elements:	$R_{low} (0\text{ °C}) = 530\ \Omega \pm 10\ \% R_B, R_C$

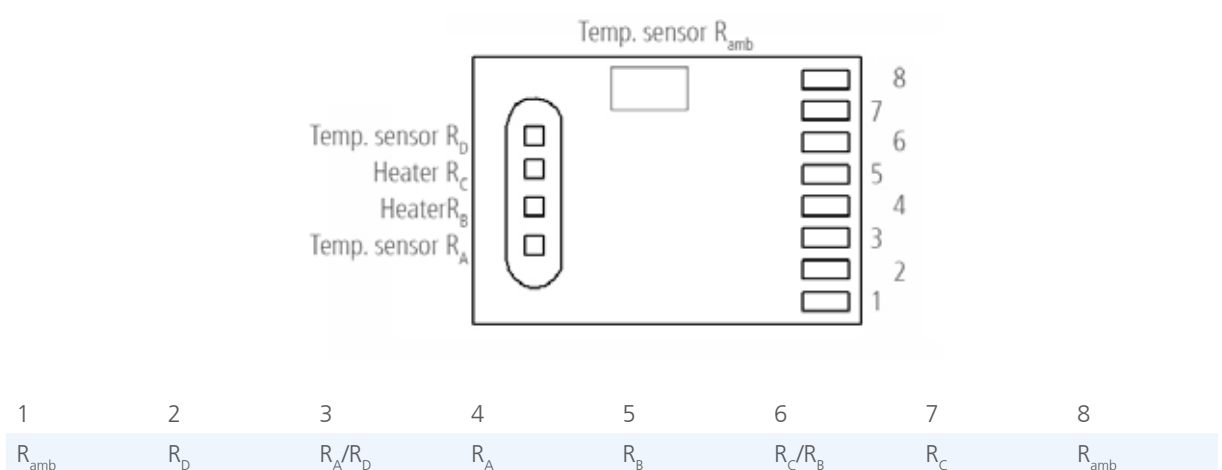


Matching between elements:	< 2 %
1 element:	$R_{amb}(0\text{ °C}) = 825\ \Omega \pm 10\ %$
Voltage range (nominal):	2 V to 6 V (full bridge mode)
Bridge offset (full bridge mode):	Maximal $\pm 50\text{ mV}$ at $V_{CC} = 5\text{ V}$; typical $\pm 10\text{ mV}$
TCR bridge offset (full bridge mode):	Maximal $\pm 50\text{ ppm/K} \times V_{CC}/2$
Power consumption (no flow):	10 mW to 50 mW (resp. chip temperature +50 °C to +160 °C)

Product Photo

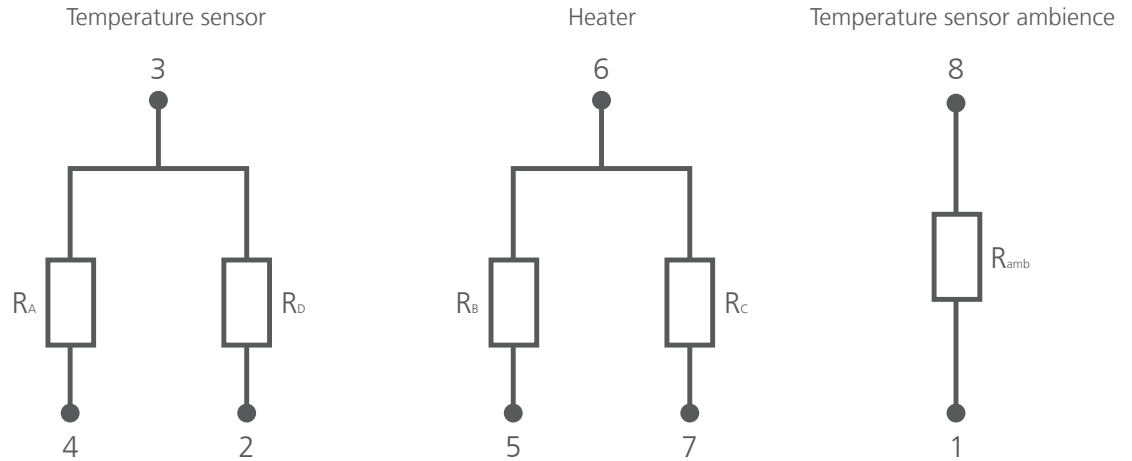


Pin Assignment





Electrical Equivalent Circuit



Order Information

Description:	Item number:	Former main reference:
MFS02	103743	050.00263

Additional Electronics

Description:	Item number:	Former main reference:
MFS02.PSTD.0	103745	050.00266
MFS02.PEXP.0	103746	050.00267
MicroFlowSens Amplifier Module	104955	350.00097



Innovative Sensor Technology IST AG, Stegrütistrasse 14, 9642 Ebnat-Kappel, Switzerland
Phone: +41 71 992 01 00 | Fax: +41 71 992 01 99 | Email: info@ist-ag.com | www.ist-ag.com

All mechanical dimensions are valid at 25 °C ambient temperature, if not differently indicated • All data except the mechanical dimensions only have information purposes and are not to be understood as assured characteristics • Technical changes without previous announcement as well as mistakes reserved • The information on this data sheet was examined carefully and will be accepted as correct; No liability in case of mistakes • Load with extreme values during a longer period can affect the reliability • The material contained herein may not be reproduced, adapted, merged, translated, stored, or used without the prior written consent of the copyright owner • Typing errors and mistakes reserved • Product specifications are subject to change without notice • All rights reserved