

# i16-SA203

i16S

ELECTRO-MECHANICAL SAFETY SWITCHES

**SICK**  
Sensor Intelligence.

## Ordering information



Type	Part no.
i16-SA203	6025063

The actuator has to be ordered separately. See "Accessories" for further

Details.

Other models and accessories → [www.sick.com/i16S](http://www.sick.com/i16S)

actuator not supplied with delivery



## Detailed technical data

## Features

<b>Number of positive action N/C contacts</b>	2
<b>Number of N/O contacts</b>	0
<b>Retaining force</b>	≤ 30 N
<b>Actuation frequency</b>	≤ 7,200 /h
<b>Actuation directions</b>	3
<b>Approach speed</b>	≤ 10 m/min

## Safety-related parameters

<b>B<sub>10d</sub> parameter</b>	2 x 10 <sup>6</sup> switching cycles (with small load)
<b>Type</b>	Type 2 (EN ISO 14119)
<b>Actuator coding level</b>	Low coding level (EN ISO 14119)
<b>Safe state in the event of a fault</b>	The switch has no internal fault detection and is unable to assume a safe state in the event of a fault. Fault detection is performed by the connected safety-related logic unit.

## Functions

<b>Safe series connection</b>	None, only individual wiring (with diagnostics)
-------------------------------	---

## Interfaces

<b>Connection type</b>	Cable gland, 3 x M20
Conductor cross-section	≤ 1.5 mm <sup>2</sup>

## Electrical data

<b>Switching principle</b>	Slow action switching element
<b>Usage category</b>	AC-15/DC-13 (IEC 60947-5-1)
<b>Rated operating current (voltage)</b>	3 A (240 V AC) 2 A (24 V DC)
<b>Rated insulation voltage U<sub>i</sub></b>	240 V
<b>Rated impulse withstand voltage U<sub>imp</sub></b>	2,500 V

<b>Short-circuit protection</b>	T10/10A
<b>Switching voltage</b>	≥ 5 V DC
<b>Switching current (switching voltage)</b>	≥ 5 mA (5 V DC)

#### Mechanical data

<b>Weight</b>	0.14 kg
<b>Housing material</b>	Glass-fiber reinforced polybutylene terephthalate (PBT)
<b>Mechanical life</b>	1 x 10 <sup>6</sup> switching cycles

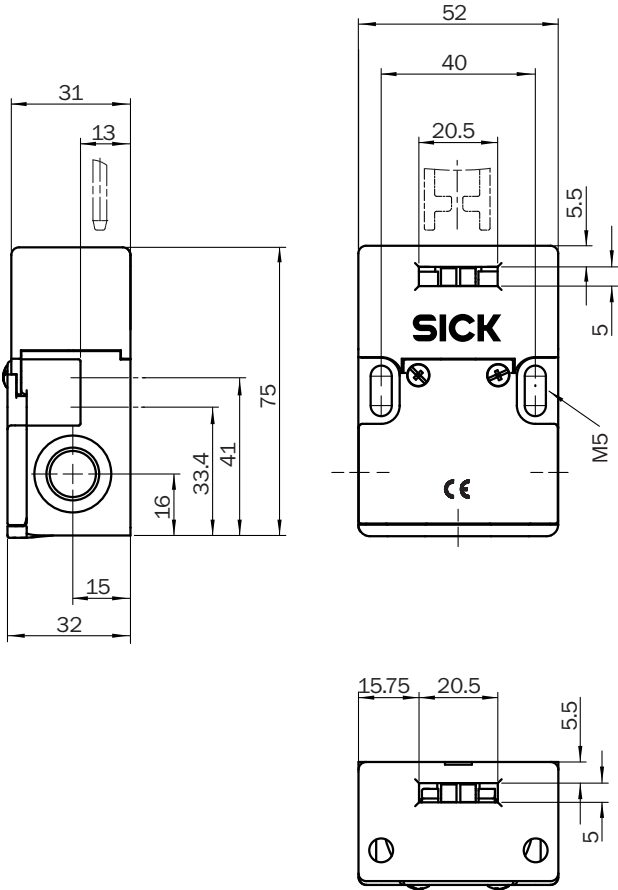
#### Ambient data

<b>Enclosure rating</b>	IP67 (IEC 60529)
<b>Ambient operating temperature</b>	-20 °C ... +80 °C
<b>Storage temperature</b>	-20 °C ... +80 °C

#### Classifications

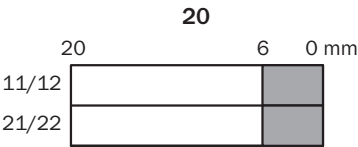
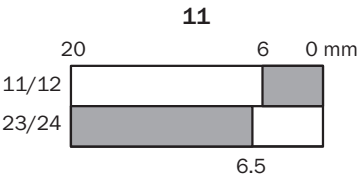
<b>ECI@ss 5.0</b>	27272602
<b>ECI@ss 5.1.4</b>	27272602
<b>ECI@ss 6.0</b>	27272602
<b>ECI@ss 6.2</b>	27272602
<b>ECI@ss 7.0</b>	27272602
<b>ECI@ss 8.0</b>	27272602
<b>ECI@ss 8.1</b>	27272602
<b>ECI@ss 9.0</b>	27272602
<b>ECI@ss 10.0</b>	27272602
<b>ECI@ss 11.0</b>	27272602
<b>ETIM 5.0</b>	EC002592
<b>ETIM 6.0</b>	EC002592
<b>ETIM 7.0</b>	EC002592
<b>ETIM 8.0</b>	EC002592
<b>UNSPSC 16.0901</b>	39122205

Dimensional drawing (Dimensions in mm (inch))



Actuator travel diagram

Contact action over the entire actuator withdrawl distance (full insertion = 0 mm)



- ☐ Contacts open
- ☒ Contacts closed

Switching elements

	Actuator inserted	Actuator removed
Switching element 11		
Switching element 20		

**Switching element 11:**  
1 positive action N/C contact + 1 N/O contact

**Switching element 20:**  
2 positive action N/C contacts

## SICK AT A GLANCE

SICK is one of the leading manufacturers of intelligent sensors and sensor solutions for industrial applications. A unique range of products and services creates the perfect basis for controlling processes securely and efficiently, protecting individuals from accidents and preventing damage to the environment.

We have extensive experience in a wide range of industries and understand their processes and requirements. With intelligent sensors, we can deliver exactly what our customers need. In application centers in Europe, Asia and North America, system solutions are tested and optimized in accordance with customer specifications. All this makes us a reliable supplier and development partner.

Comprehensive services complete our offering: SICK LifeTime Services provide support throughout the machine life cycle and ensure safety and productivity.

**For us, that is “Sensor Intelligence.”**

## WORLDWIDE PRESENCE:

Contacts and other locations –[www.sick.com](http://www.sick.com)