



E502650

Features

- Glass Passivated Die Construction
- High Surge Current Capability
- Lead Free Finish/Rohs Compliant (Note1) ("P"Suffix Designates Compliant. See Ordering Information)
- Epoxy Meets UL 94 V-0 Flammability Rating
- Moisture Sensitivity Level 1
- Vacuum Soldering Process Minimize The Solder Voids, Typical Voids Are 2% And Max Voids Less Than 8%

Maximum Ratings

- Operating Junction Temperature Range: -55°C to +150°C
- Storage Temperature Range: -55°C to +150°C
- Maximum Thermal Resistance: 1.3°C/W Junction to Case
- Typical Thermal Resistance: 0.85°C/W Junction to Case

Mechanical Data

- Mounting Torque: 2 N·m Maximum

MCC Part Number	Device Marking	Maximum Recurrent Peak Reverse Voltage	Maximum RMS Voltage	Maximum DC Blocking Voltage
MT3504A	MT3504A	400V	280V	400V
MT3506A	MT3506A	600V	420V	600V
MT3508A	MT3508A	800V	560V	800V
MT3510A	MT3510A	1000V	700V	1000V
MT3512A	MT3512A	1200V	840V	1200V
MT3514A	MT3514A	1400V	980V	1400V
MT3516A	MT3516A	1600V	1120V	1600V

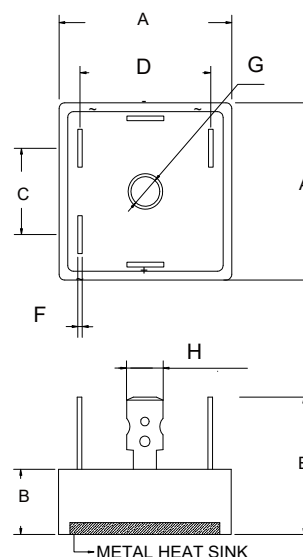
Electrical Characteristics @ 25°C Unless Otherwise Specified

Average Forward Current	$I_{F(AV)}$	35A	$T_C = 55^\circ C$
Forward Surge Current(Nonrepetitive)	I_{FSM}	400A	60Hz Sine Wave, 1 Cycle,
Peak Forward Voltage	V_{FM}	1.2V	$I_{FM}=17.5A$, Pulse Measurement, Rating of Per Diode
Peak Reverse Current	I_{RRM}	10 μ A	Pulse Measurement Rating of Per Diode
Current Squared Time	I^2t	660A ² S	1ms< t < 8.3ms Rating of Per Diode
Dielectric Strength	V_{dis}	2.5KV	AC 1min, Terminals to Case

Note: 1. High Temperature Solder Exemption Applied, See EU Directive Annex Notes 7a

35 Amp Three Phases Bridge Rectifier 400 to 1600 Volts

MT-35A



DIMENSIONS					
DIM	INCHES		MM		NOTE
	MIN	MAX	MIN	MAX	
A	1.110	1.134	28.20	28.80	
B	0.354	0.394	9.00	10.00	
C	0.610	0.650	15.50	16.50	
D	0.917	0.957	23.30	24.30	
E	0.944		25.00		TYP.
F	0.029	0.033	0.75	0.85	
G	0.193		4.90		TYP.
H	0.244	0.251	6.20	6.40	

Curve Characteristics

Fig. 1 - Forward Current Derating Curve

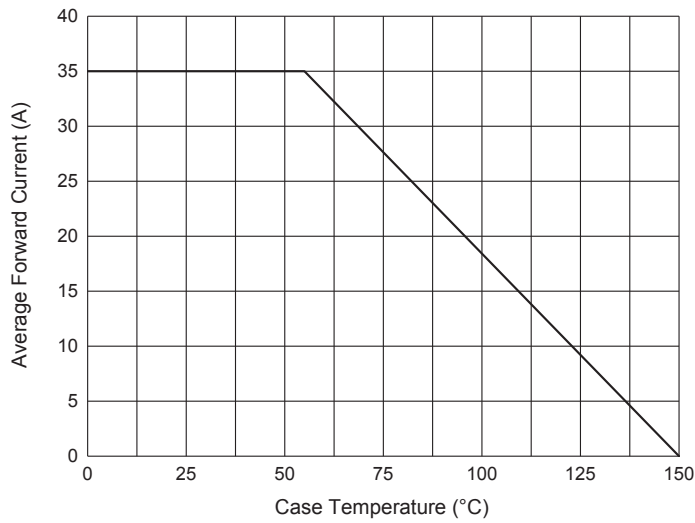


Fig. 2 - Maximum Non-Repetitive Peak Forward Surge Current

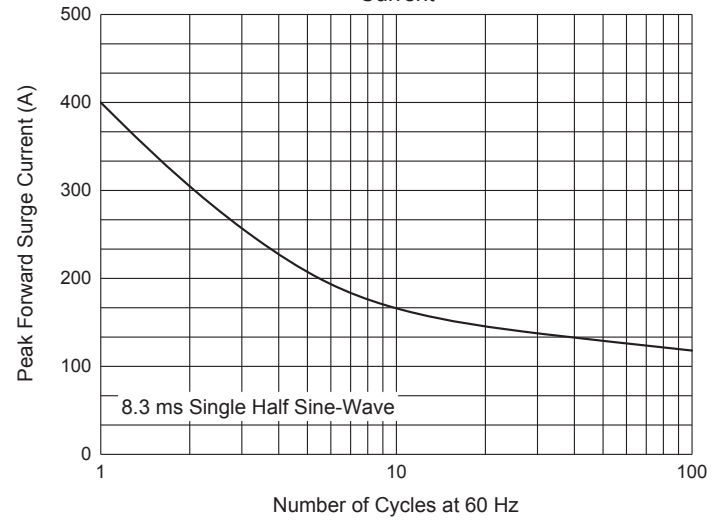


Fig. 3 - Typical Instantaneous Forward Characteristics

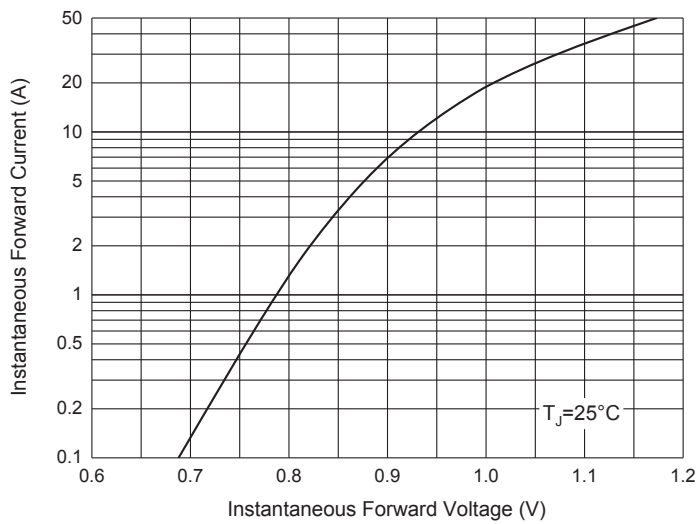
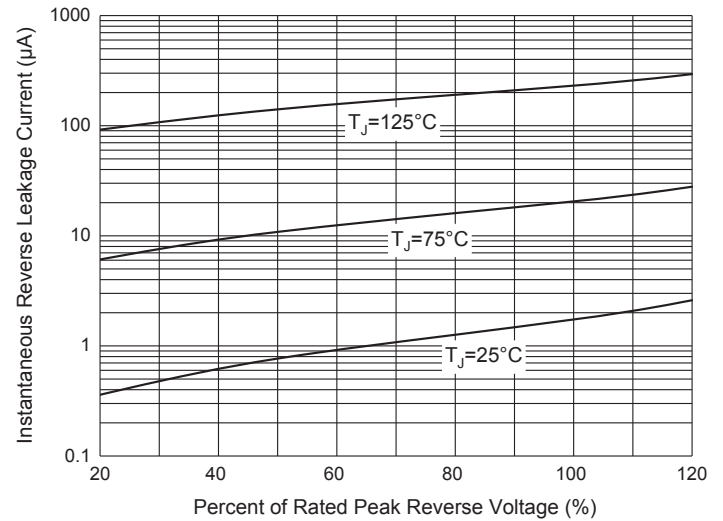


Fig. 4 - Typical Reverse Leakage Characteristics



Ordering Information

Device	Packing
Part Number-BP	Bulk: 50PCS/BOX:400PCS/CTN

IMPORTANT NOTICE

Micro Commercial Components Corp. reserves the right to make changes without further notice to any product herein to make corrections, modifications , enhancements , improvements , or other changes . **Micro Commercial Components Corp** . does not assume any liability arising out of the application or use of any product described herein; neither does it convey any license under its patent rights ,nor the rights of others . The user of products in such applications shall assume all risks of such use and will agree to hold **Micro Commercial Components Corp** . and all the companies whose products are represented on our website, harmless against all damages. **Micro Commercial Components Corp.** products are sold subject to the general terms and conditions of commercial sale, as published at <https://www.mccsemi.com/Home/TermsAndConditions>.

LIFE SUPPORT

MCC's products are not authorized for use as critical components in life support devices or systems without the express written approval of Micro Commercial Components Corporation.

CUSTOMER AWARENESS

Counterfeiting of semiconductor parts is a growing problem in the industry. Micro Commercial Components (MCC) is taking strong measures to protect ourselves and our customers from the proliferation of counterfeit parts. MCC strongly encourages customers to purchase MCC parts either directly from MCC or from Authorized MCC Distributors who are listed by country on our web page cited below. Products customers buy either from MCC directly or from Authorized MCC Distributors are genuine parts, have full traceability, meet MCC's quality standards for handling and storage. **MCC will not provide any warranty coverage or other assistance for parts bought from Unauthorized Sources.** MCC is committed to combat this global problem and encourage our customers to do their part in stopping this practice by buying direct or from authorized distributors.