

Surface Mount Fuse with Holder, 12 x 5.2 mm, Quick-Acting F, 63 VAC, 63 VDC



UL 248-14 · 63 VAC · 63 VDC · Quick-Acting F

See below:
[Approvals and Compliances](#)


Description

- Directly solderable on printed circuit boards
- OMK 63 = OMF 63 + OMH 125

Weblinks

[pdf data sheet](#), [html datasheet](#), [General Product Information](#), [Distributor-Stock-Check](#), [Detailed request for product](#)

Technical Data

Rated Voltage	63 VAC, 63 VDC
Rated current	0.063 - 5 A
Breaking Capacity	50 A
Characteristic	Quick-Acting F
Mounting	PCB,SMT
Admissible Ambient Air Temp.	-40 °C to 85 °C
Climatic Category	40/085/21 acc. to IEC 60068-1
Material: Housing	Thermoplastic, UL 94V-0
Material: Terminals	Tin-Plated Copper
Unit Weight	0.48 g
Storage Conditions	0 °C to 60 °C, max. 70% r.h.
Product Marking	 , Type, Rated current, Certification marks

Soldering Methods	Reflow Soldering Profile
Solderability	245 °C / 3 sec acc. to IEC 60068-2-58, Test Td
Resistance to Soldering Heat	260 °C / 10 sec acc. to IEC 60068-2-58, Test Td
Moisture Sensitivity Level	MSL 1, J-STD-020



Approvals and Compliances

Detailed information on product approvals, code requirements, usage instructions and detailed test conditions can be looked up in [Details about Approvals](#)

SCHURTER products are designed for use in industrial environments. They have approvals from independent testing bodies according to national and international standards. Products with specific characteristics and requirements such as required in the automotive sector according to IATF 16949, medical technology according to ISO 13485 or in the aerospace industry can be offered exclusively with customer-specific, individual agreements by SCHURTER.

Product standards

Product standards that are referenced

Organization	Design	Standard	Description
	Designed according to	UL 248-14	Low voltage fuses - Part 14: Additional fuses
	Designed according to	CSA22.2 No. 248.14	Low-Voltage Fuses - Part 14: Supplemental Fuses






Application standards

Application standards where the product can be used

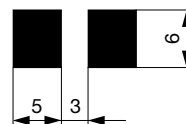
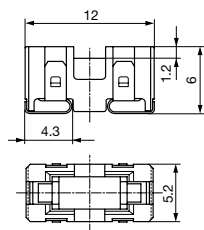
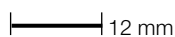
Organization	Design	Standard	Description
	Designed for applications acc.	IEC/UL 62368-1	Audio/video, information and communication technology equipment - Part 1: Safety requirements

Compliances

The product complies with following Guide Lines

Identification	Details	Initiator	Description
	CE declaration of conformity	SCHURTER AG	The CE marking declares that the product complies with the applicable requirements laid down in the harmonisation of Community legislation on its affixing in accordance with EU Regulation 765/2008.
	UKCA declaration of conformity	SCHURTER AG	The UKCA marking declares that the product complies with the applicable requirements laid down in the British Amendment of Regulation (EC) 765/2008.
	RoHS	SCHURTER AG	Directive RoHS 2011/65/EU, Amendment (EU) 2015/863
	China RoHS	SCHURTER AG	The law SJ / T 11363-2006 (China RoHS) has been in force since 1 March 2007. It is similar to the EU directive RoHS.
	REACH	SCHURTER AG	On 1 June 2007, Regulation (EC) No 1907/2006 on the Registration, Evaluation, Authorization and Restriction of Chemicals 1 (abbreviated as "REACH") entered into force.

Dimension [mm]



Soldering pads

Pre-Arcing Time

Rated Current I_n	1.0 x I_n min.	2.0 x I_n max.	4.0 x I_n max.
0.063 A - 5 A	4 h	1 s	10 ms

Time-Current-Curves



All Variants

Fuse	Holder	Rated Current [A]	Rated Voltage [VAC]	Rated Voltage [VDC]	Breaking Capacity	Voltage Drop 1.0 I _n typ. [mV]	Power Dissipation 1.0 I _n typ. [mW]	Melting I ² t 4.0 I _n typ. [A ² s]	Order Number
●	●	0.063	63	63	1)	2550	160	0.00011	3422.0003.11
●	●	0.063	63	63	1)	2550	160	0.00011	3422.0003.23
●	●	0.1	63	63	1)	1770	180	0.00067	3422.0004.11
●	●	0.1	63	63	1)	1770	180	0.00067	3422.0004.23
●	●	0.125	63	63	1)	1770	220	0.0011	3422.0049.11
●	●	0.16	63	63	1)	1700	270	0.0018	3422.0005.11
●	●	0.16	63	63	1)	1700	270	0.0018	3422.0005.23
●	●	0.25	63	63	1)	990	250	0.0058	3422.0006.11
●	●	0.25	63	63	1)	990	250	0.0058	3422.0006.23
●	●	0.35	63	63	1)	990	350	0.0076	3422.0043.11
●	●	0.35	63	63	1)	990	350	0.0076	3422.0043.23
●	●	0.375	63	63	1)	990	370	0.013	3422.0044.11
●	●	0.375	63	63	1)	990	370	0.013	3422.0044.23
●	●	0.4	63	63	1)	960	380	0.016	3422.0007.11
●	●	0.4	63	63	1)	960	380	0.016	3422.0007.23
●	●	0.5	63	63	1)	350	180	0.01	3422.0045.23
●	●	0.63	63	63	1)	290	180	0.02	3422.0008.11
●	●	0.63	63	63	1)	290	180	0.02	3422.0008.23
●	●	0.75	63	63	1)	260	200	0.031	3422.0046.11
●	●	0.75	63	63	1)	260	200	0.031	3422.0046.23
●	●	1	63	63	1)	220	220	0.078	3422.0009.11
●	●	1	63	63	1)	220	220	0.078	3422.0009.23
●	●	1.25	63	63	1)	220	280	0.14	3422.0010.11
●	●	1.25	63	63	1)	220	280	0.14	3422.0010.23
●	●	1.5	63	63	1)	200	300	0.24	3422.0047.11
●	●	1.5	63	63	1)	200	300	0.24	3422.0047.23
●	●	1.6	63	63	1)	200	320	0.27	3422.0011.23
●	●	2	63	63	1)	200	400	0.44	3422.0012.11

Fuse	Holder	Rated Current [A]	Rated Voltage [VAC]	Rated Voltage [VDC]	Breaking Capacity	Voltage Drop 1.0 I _n typ. [mV]	Power Dissipation 1.0 I _n typ. [mW]	Melting I ² t 4.0 I _n typ. [A ² s]	Order Number
●	●	2	63	63	1)	200	400	0.44	3422.0012.23
●	●	2.5	63	63	1)	190	480	0.97	3422.0013.11
●	●	2.5	63	63	1)	190	480	0.97	3422.0013.23
●	●	3	63	63	1)	190	570	1.3	3422.0014.11
●	●	3	63	63	1)	190	570	1.3	3422.0014.23
●	●	3.15	63	63	1)	190	600	1.2	3422.0048.11
●	●	3.15	63	63	1)	190	600	1.2	3422.0048.23
●	●	3.5	63	63	1)	140	490	1.6	3422.0015.11
●	●	3.5	63	63	1)	140	490	1.6	3422.0015.23
●	●	4	63	63	1)	140	560	2.1	3422.0016.11
●	●	4	63	63	1)	140	560	2.1	3422.0016.23
●	●	5	63	63	1)	140	700	2.9	3422.0017.11
●	●	5	63	63	1)	140	700	2.9	3422.0017.23

Availability for all products can be searched real-time: <https://www.schurter.com/en/Stock-Check/Stock-Check-SCHURTER>

1) 50 A @ 63 VAC, $\cos \varphi = 0.99 - 1$; 50 A @ 63 VDC $\tau < 1$ ms

Packaging Unit	.xx = .11	100 pcs in ESD-plastic bag
acc. IEC 60286-3 Type 2a	.xx = .23	1500 pcs. in tape [W: 24mm and P1: 8mm] on reel [A: 38cm]