



Multilayer Directional Coupler

For 777-787MHz / 824-925MHz / 1710-1785MHz / 1850-1910MHz

HHM2909C4

1.0x0.5mm [EIA 0402]*

* Dimensions Code JIS[EIA]

Caution

**The products in this catalog will be or have been
stopped production**

| | |
|--------------------------|---------------|
| Discontinue Issue Date | Jul. 6, 2018 |
| Last Purchase Order Date | Dec. 17, 2018 |
| Last Shipment Date | Mar. 29, 2019 |

Please refer to our Web site about replacement information.

Multilayer Directional Coupler

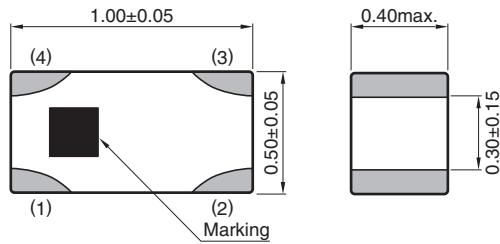
Conformity to RoHS Directive

For 777-787MHz / 824-925MHz / 1710-1785MHz / 1850-1910MHz

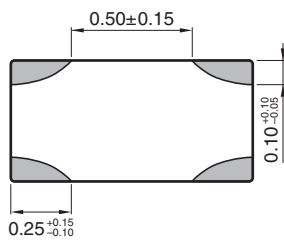
HHM2909C4

SHAPES AND DIMENSIONS

[Top view]



[Bottom view]

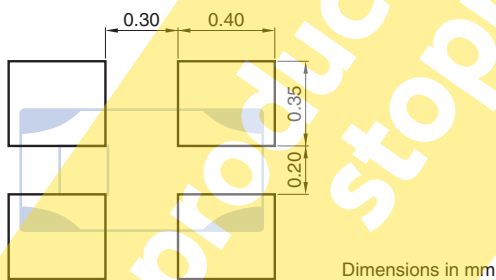


Terminal functions

| | |
|---|----------|
| 1 | Coupling |
| 2 | 50Ω term |
| 3 | Output |
| 4 | Input |

Dimensions in mm

RECOMMENDED LAND PATTERN



Dimensions in mm

○ RoHS Directive Compliant Product: See the following for more details related to RoHS Directive compliant products. <http://product.tdk.com/en/environment/rohs/>

- All specifications are subject to change without notice.
- Before using these products, be sure to request the delivery specifications.

HHM2909C4

ELECTRICAL CHARACTERISTICS

| Item | Frequency Range (MHz) | Min. | Typ. | Max. |
|---------------------------------------|-----------------------|-------|--------------|---------------------|
| Coupling Factor (dB) | 777 to 787 | 19.4 | — | 21.4 |
| | 824 to 925 | 18.4 | — | 20.4 |
| | 1710 to 1785 | 12.5 | — | 14.5 |
| | 1850 to 1910 | 11.8 | — | 13.8 |
| Insertion Loss (dB) | 777 to 787 | — | — | 0.25 |
| | 824 to 925 | — | — | 0.25 |
| | 1710 to 1785 | — | — | 0.50 |
| | 1850 to 1910 | — | — | 0.55 |
| | 777 to 787 | — | — | 0.28 (−40 to +85°C) |
| | 824 to 925 | — | — | 0.28 (−40 to +85°C) |
| | 1710 to 1785 | — | — | 0.55 (−40 to +85°C) |
| | 1850 to 1910 | — | — | 0.60 (−40 to +85°C) |
| Return Loss (dB) | 777 to 787 | 15.56 | — | — |
| | 824 to 925 | 15.56 | — | — |
| | 1710 to 1785 | 15.56 | — | — |
| | 1850 to 1910 | 15.56 | — | — |
| Isolation (dB) | 777 to 787 | 32 | — | — |
| | 824 to 925 | 32 | — | — |
| | 1710 to 1785 | 32 | — | — |
| | 1850 to 1910 | 32 | — | — |
| Characteristic Impedance (Ω) | | | 50 (Nominal) | |

· Ta: +25°C

TEMPERATURE RANGE

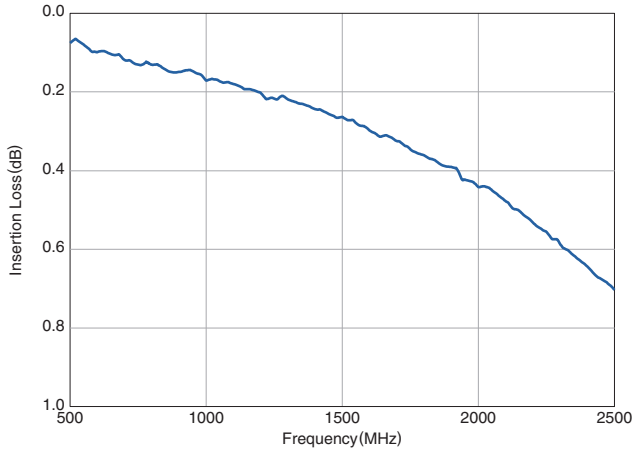
| Operating temperature (°C) | Storage temperature (°C) |
|----------------------------|--------------------------|
| −40 to +85 | −40 to +85 |

- All specifications are subject to change without notice.
- Before using these products, be sure to request the delivery specifications.

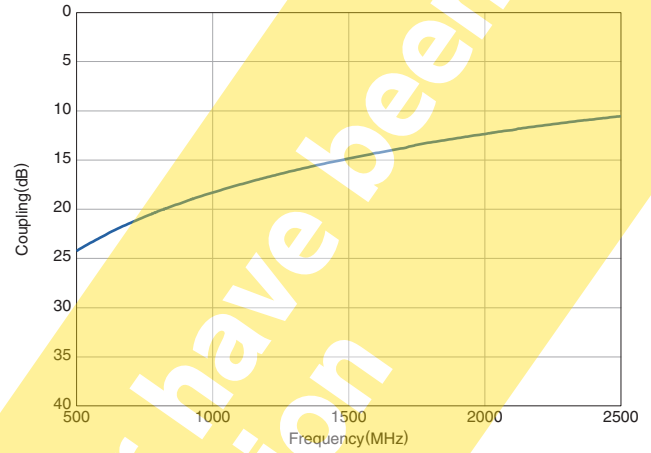
HHM2909C4

FREQUENCY CHARACTERISTICS

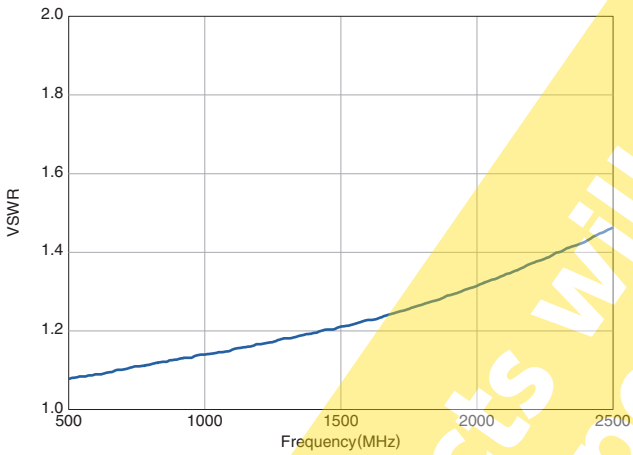
INSERTION LOSS



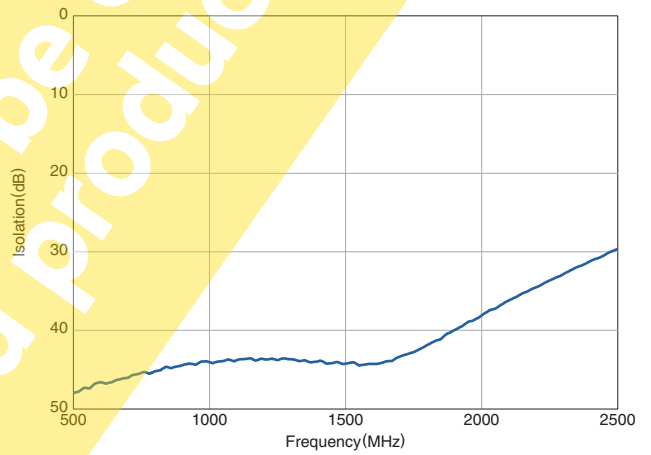
COUPLING



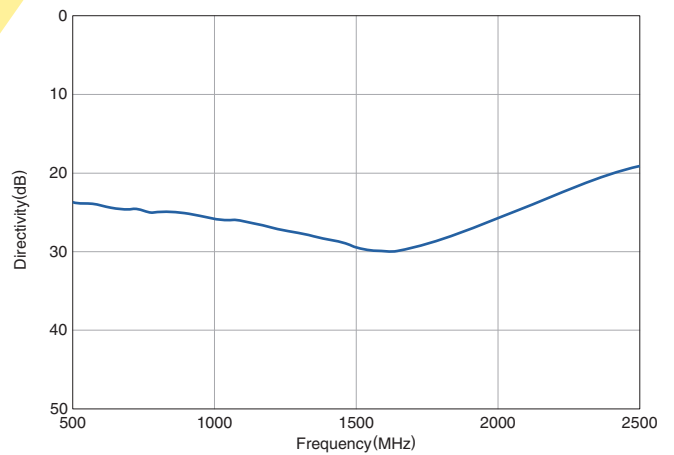
VSWR



ISOLATION



DIRECTIVITY

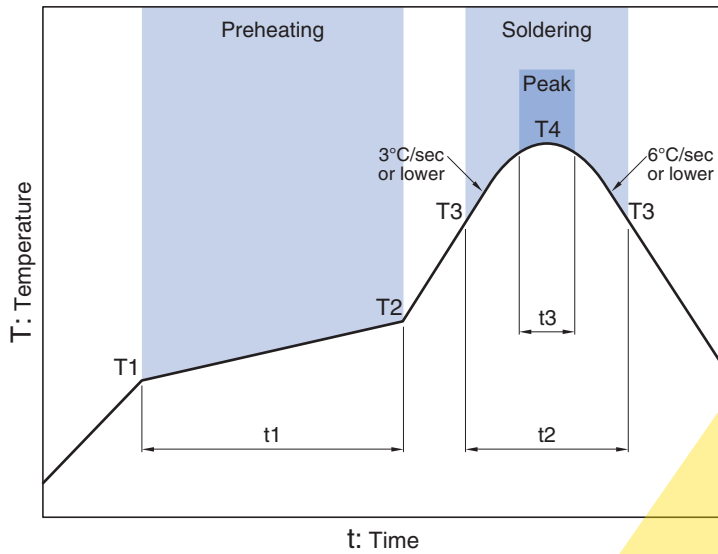


The products will be or have been stopped production

- All specifications are subject to change without notice.
- Before using these products, be sure to request the delivery specifications.

HHM2909C4

RECOMMENDED REFLOW PROFILE



| Preheating | | | Soldering | | | |
|------------|-------|--------------|--------------------------|--------------|--------------|------------|
| | | | Critical zone (T3 to T4) | | Peak | |
| Temp. | Temp. | Time | Temp. | Time | Temp. | Time |
| T1 | T2 | t1 | T3 | t2 | T4 | t3* |
| 150°C | 200°C | 60 to 120sec | 217°C | 60 to 120sec | 240 to 260°C | 30sec max. |

* t3 : Time within 5°C of actual peak temperature
The maximum number of reflow is 3.

The products will be or have been stopped production

- All specifications are subject to change without notice.
- Before using these products, be sure to request the delivery specifications.

REMINDERS FOR USING THESE PRODUCTS

Before using these products, be sure to request the delivery specifications.

SAFETY REMINDERS

Please pay sufficient attention to the warnings for safe designing when using these products.

REMINDERS

The products listed on this catalog are intended for use in general electronic equipment (AV equipment, telecommunications equipment, home appliances, amusement equipment, computer equipment, personal equipment, office equipment, measurement equipment, industrial robots) under a normal operation and use condition.

The products are not designed or warranted to meet the requirements of the applications listed below, whose performance and/or quality require a more stringent level of safety or reliability, or whose failure, malfunction or trouble could cause serious damage to society, person or property.

Please understand that we are not responsible for any damage or liability caused by use of the products in any of the applications below or for any other use exceeding the range or conditions set forth in this catalog.

- | | |
|---|--|
| (1) Aerospace/Aviation equipment | (8) Public information-processing equipment |
| (2) Transportation equipment (cars, electric trains, ships, etc.) | (9) Military equipment |
| (3) Medical equipment | (10) Electric heating apparatus, burning equipment |
| (4) Power-generation control equipment | (11) Disaster prevention/crime prevention equipment |
| (5) Atomic energy-related equipment | (12) Safety equipment |
| (6) Seabed equipment | (13) Other applications that are not considered general-purpose applications |
| (7) Transportation control equipment | |

When using this product in general-purpose applications, you are kindly requested to take into consideration securing protection circuit/equipment or providing backup circuits, etc., to ensure higher safety.