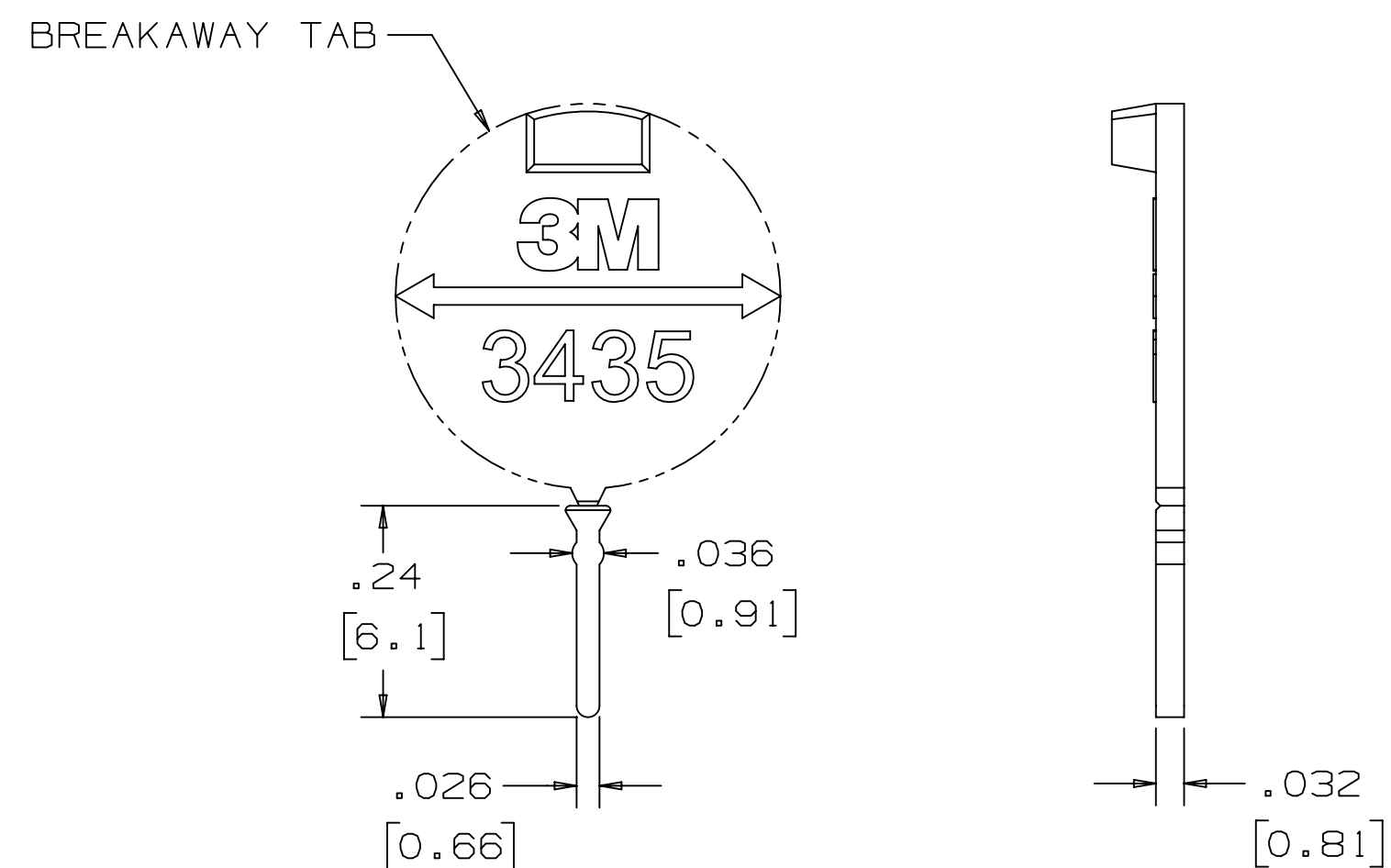
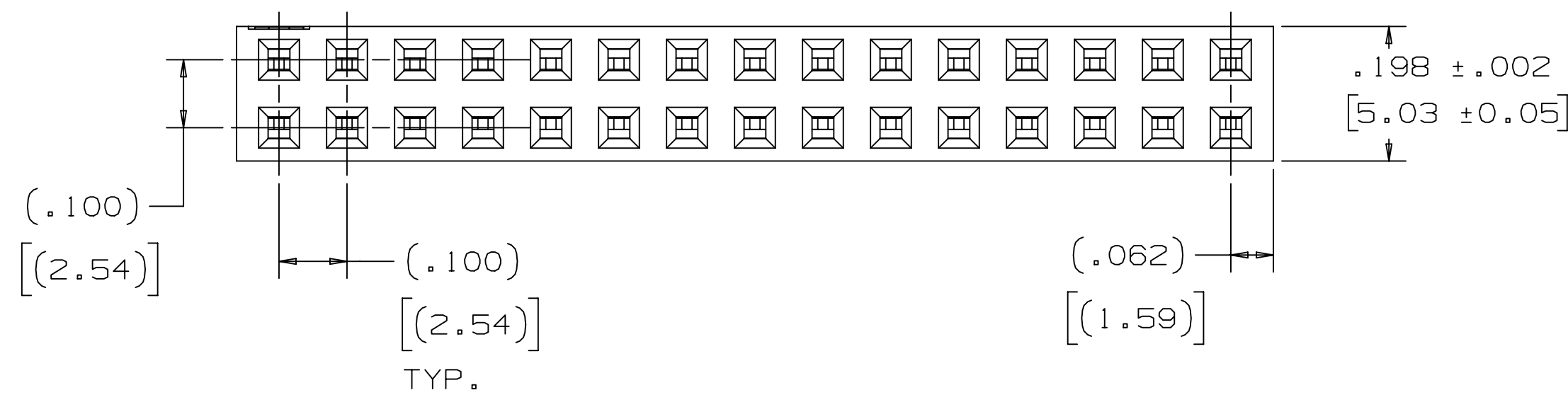
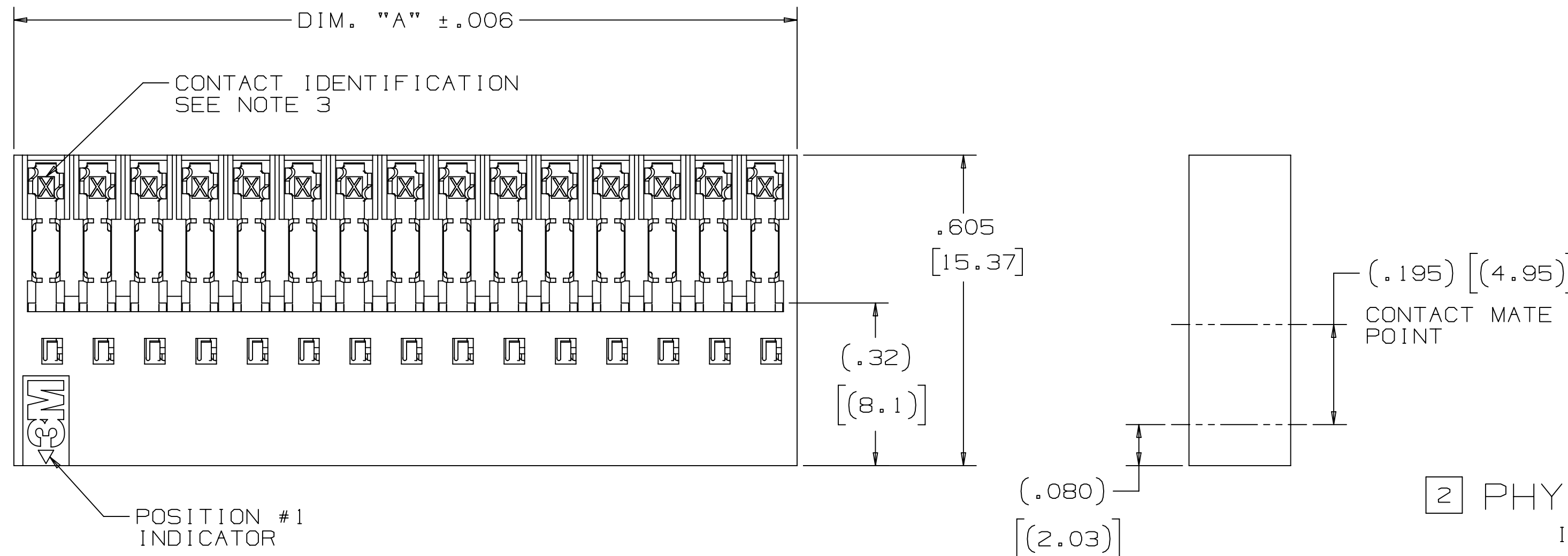


3M™ WIREMOUNT SOCKET, CHG SERIES
 .100" X .100" TWO ROW FOR .100" PITCH NOTCHED FLAT CABLE OR DISCRETE WIRE

| CONTACT QTY. | DIM. "A" |
|--------------|-----------------|
| 06 | .325 [8.26] |
| 08 | .425 [10.80] |
| 10 | .525 [13.34] |
| 14 | .725 [18.42] |
| 16 | .825 [20.96] |
| 20 | 1.025 [26.04] |
| 26 | 1.325 [33.66] |
| 30 | 1.525 [38.74] |
| 34 | 1.725 [43.82] |
| 40 | 2.025 [51.44] |
| 46 | 2.325 [59.06] |
| 50 | 2.525 [64.14] |
| 60 | 3.025 [76.84] |
| 72 | 3.625 [92.08] |



ORDER SEPARATELY
 OPTIONAL KEYING PLUG
 3435-0

ORDERING INFORMATION
 CHG-20XX-001010-KXX

CONTACT QUANTITY: (SEE TABLE 1)

WIRE SIZE OPTIONS:
 C = 26 AND 28 AWG SOLID AND STRANDED
 E = 22 AWG STRANDED AND 24 AWG SOLID OR STRANDED

- NOTES:
- APPLICATION TOOLS: FOR DISCRETE WIRE 3586-12 PISTOL GRIP AND 3624-41 ASSEMBLY.
 - FOR NOTCHED FLAT CABLE: 3335 PRESS (OR EQUIVALENT), 3739-CHGA LOCATOR PLATE.

- * TWO ROW, SIDE-TO-SIDE STACKABLE.
- * MATES TO 3M™ TWO ROW PIN STRIP HEADERS.
- * 14 STANDARD SIZES, 6-72 POSITIONS.
- * TWIN SLOT IDC PROVIDES FOUR POINTS OF CONTACT.
- * EXCLUSIVE L/H 4-WIPE CONTACT.
- * 3435-0 KEYING PLUG IS OPTIONAL - ORDER SEPARATELY.

1. REGULATORY INFORMATION: VISIT 3M.com/regs
2. UNLESS OTHERWISE NOTED, REFERENCES TO INDUSTRY SPECIFICATIONS ARE INTENDED TO INDICATE SUBSTANTIAL COMPLIANCE TO THE MATERIAL ELEMENTS OF THE SPECIFICATION. SUCH REFERENCES SHOULD NOT BE CONSTRUED AS A GUARANTEE OF COMPLIANCE TO ALL REQUIREMENTS IN A GIVEN SPECIFICATION.
3. CONTACT IDENTIFICATION: "6" = 26 AND 28 AWG. "2" = 22 AND 24 AWG.
4. INSULATION O.D.: .054 [1.37] MAX.
5. RECOMMENDED TO BE MATED TO A .100" X .100" PIN STRIP HEADER WITH EITHER A .235 [5.97] OR A .318 [8.08] MATING PIN LENGTH: 929 SERIES, 2400 SERIES AND 2300 SERIES.
6. OTHER SIZES, POLARIZATION AND PLATING OPTIONS ARE AVAILABLE AS A SPECIAL ORDER. HIGHER MINIMUM QUANTITIES AND LEAD TIMES WILL APPLY.

2 PHYSICAL:

INSULATION: GLASS FILLED POLYESTER (PBT)
 FLAMMABILITY: UL94V-0
 COLOR: GRAY OR BLACK
 CONTACT MATERIAL: COPPER ALLOY
 PLATING:
 OPTION P:
 FIRST WIPING AREA: 30μ" [0.76μm] GOLD
 SECOND WIPING AREA: 100μ" [2.54μm] NICKEL
 UNDER PLATING AND U-SLOT: 100μ" [2.54μm] NICKEL
 WIRE ACCOMMODATION: SEE ORDERING INFORMATION
 MARKINGS: 3M LOGO AND ORIENTATION TRIANGLE

2 ELECTRICAL:
 CURRENT RATING:

| | 1 LINE | 4 ADJACENT LINES | ALL LINES |
|--------|--------|------------------|-----------|
| 22 AWG | 4.50 | 3.00 | 1.50 |
| 24 AWG | 3.75 | 2.50 | 1.25 |
| 26 AWG | 3.50 | 2.00 | 1.00 |
| 28 AWG | 3.50 | 2.00 | 1.00 |

RATING CONDITIONS: EIA-364-070 METHOD 2, 30°C MAXIMUM TEMPERATURE RISE, 20% DERATED. REFERENCE APPROPRIATE 3M PRODUCT SPECIFICATION FOR CURRENT DERATING CURVES.

INSULATION RESISTANCE: >1 X 10⁹Ω AT 500 V_{DC}
 WITHSTANDING VOLTAGE: 500V_{RMS} AT SEA LEVEL

2 ENVIRONMENTAL:
 TEMPERATURE RATING: -55°C TO +105°C

DIMENSIONS: INCHES [MM]
 [MM] IS REF. ONLY

3M ELECTRONICS MATERIALS SOLUTIONS DIVISION
 INTERCONNECT SOLUTIONS
<http://www.3M.com/interconnect>

3M IS A TRADEMARK OF 3M COMPANY.
 FOR TECHNICAL, SALES OR ORDERING
 INFORMATION CALL 800-225-5373

UL
 UL FILE NO: E68080

| DESIGN REFERENCE | NEXT ASSEMBLY | REV | ECO | ISSUE DATE AND DESCRIPTION | DRFT | CHKD |
|------------------|---------------|------|-------------|-------------------------------------|--------------|--------------|
| | | | | JAN 14, 2022 REVISED AND REDRAWN | JNC | FJR |
| | | DRFT | CASTIGLIONE | DATE JAN 14, 2022 | MFG | DATE |
| | | CHKD | | DATE | APPV | DATE |
| | | | | JAN 14, 2022 | F. RODRIGUEZ | JAN 14, 2022 |

| DO NOT SCALE DRAWING | SCALE | TOLERANCES EXCEPT AS NOTED | INCHES | MILLIMETERS |
|----------------------|-------|----------------------------|---------------------------------|------------------------|
| | | | .0 ±.1 | 0 ± |
| | | | .00 ±.01 | .00 ± |
| | | | .000 ±.005 | .000 ± |
| | | | .0000 ±.0002 | .0000 ± |
| | | | INTERPRET PER ASME Y14.5 - 2018 | INTERPRET PER |
| | | | MAX. SURFACE ROUGHNESS | MAX. SURFACE ROUGHNESS |
| | | | ALL SURFACES | ALL SURFACES |
| | | | MARKED ONLY | MARKED ONLY |
| | | | ANGLES ±1° | ANGLES ±1° |

| TITLE | CAGE NUMBER | SIZE | DRAWING NO. | REV. |
|--|-------------|------|----------------|------|
| WIREMOUNT SOCKET, 2-ROW, .100" X .100", CHG SERIES | D | | 78-5100-0191-6 | C |

DRAWING NUMBER 78-5100-0191-6

REVISION

SHEET 1 OF 2

3M™ WIREMOUNT SOCKET, CHG SERIES
 .100" X .100" TWO ROW FOR .100" PITCH NOTCHED FLAT CABLE OR DISCRETE WIRE

Regulatory: For regulatory information about this product, visit 3M.com/regs or contact your 3M representative.


Technical Information: The technical information, recommendations and other statements contained in this document are based upon tests or experience that 3M believes are reliable, but the accuracy or completeness of such information is not guaranteed.

Product Use: Many factors beyond 3M's control and uniquely within user's control can affect the use and performance of a 3M product in a particular application. Given the variety of factors that can affect the use and performance of a 3M product, user is solely responsible for evaluating the 3M product and determining whether it is fit for a particular purpose and suitable for user's method of application.

Warranty, Limited Remedy, and Disclaimer: Unless an additional warranty is specifically stated on the applicable 3M product packaging or product literature, 3M warrants that each 3M product meets the applicable 3M product specification at the time 3M ships the product. 3M MAKES NO OTHER WARRANTIES OR CONDITIONS, EXPRESS OR IMPLIED, INCLUDING, BUT NOT LIMITED TO, ANY IMPLIED WARRANTY OR CONDITION OF MERCHANTABILITY OR FITNESS FOR A PARTICULAR PURPOSE OR ANY IMPLIED WARRANTY OR CONDITION ARISING OUT OF A COURSE OF DEALING, CUSTOM OR USAGE OR TRADE. If the 3M product does not conform to this warranty, then the sole and exclusive remedy is, at 3M's option, replacement of the 3M product or refund of the purchase price.

Limitation of Liability: Except where prohibited by law, 3M will not be liable for any loss or damage arising from the 3M product, whether direct, indirect, special, incidental or consequential, regardless of the legal theory asserted, including warranty, contract, negligence or strict liability.

3M Company
 Electronics Materials Solutions Division
 13011 McCallen Pass, Bldg. C
 Austin, TX 78753-5380
 1-800-225-5373
www.3M.com/interconnect

| | | | | | | | | |
|---|--|---------------|--|---|-----|----------------------------|------|--|
| DESIGN REFERENCE | | NEXT ASSEMBLY | | REV | ECO | ISSUE DATE AND DESCRIPTION | DRFT | CHKD |
| C 101677 | | JAN 14, 2022 | | JNC | FJR | REVISED AND REDRAWN | | |
| DRFT | | DATE | | MFG | | DATE | | |
| CASTIGLIONE | | JAN 14, 2022 | | | | | | |
| CHKD | | DATE | | APPRV | | DATE | | |
| | | | | F. RODRIGUEZ | | JAN 14, 2022 | | |
| DIVISION | | DIVISION CODE | |  © 3M COPYRIGHT 2022 This document and the information it contains are 3M property and may not be reproduced or further distributed without 3M permission, or used or disclosed other than for 3M authorized purposes. All rights reserved. | | | | |
| DO NOT SCALE DRAWING | | SCALE | | TOLERANCES EXCEPT AS NOTED INCHES .0 ± .1 .00 ± .01 .000 ± .005 .0000 ± .0002 | | | | |
| THIRD ANGLE PROJECTION | | MILLIMETERS | | TITLE WIREMOUNT SOCKET, 2-ROW, .100" X .100", CHG SERIES | | | | |
| INTERPRET PER ASME Y14.5 - 2018 | | MILLIMETERS | | CAGE NUMBER | | DRAWING NO. | | REV. |
| MAX SURFACE ROUGHNESS | | MILLIMETERS | | D 78-5100-0191-6 | | C | | |
| <input type="checkbox"/> UNMARKED SURFACES <input checked="" type="checkbox"/> MARKED ONLY | | ANGLES ± 1° | | MODEL | | CHG | | DET <input type="checkbox"/> YES <input checked="" type="checkbox"/> NO |
| | | | | SHT 2 OF 2 | | | | |

78-5100-0191-6
DRAWING NUMBER
REVISION