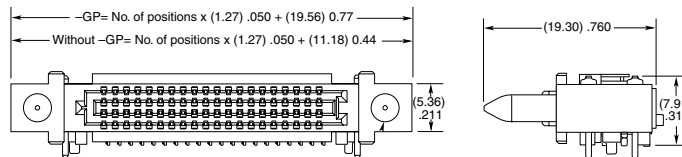


(1.27 mm) .050" PITCH • RIGHT-ANGLE & GUIDE POST

SERIES	POSITIONS PER ROW	01	PLATING OPTION	NO. OF ROWS	SOLDER TYPE	RA	OPTIONS	"X"R
SEAM Right-Angle Terminal	-20 -30 -40		-L = 10 μ" (0.25 μm) Gold on contact area, Matte Tin on solder tail	-04 -06 -08	-1 = Tin/Lead Alloy Solder Charge		-GP = Guide Post/Hole	-TR = Tape & Reel
SEAF Right-Angle Socket	-50		-S = 30 μ" (0.76 μm) Gold on contact area, Matte Tin on solder tail	-10 -08 & -10 Row options require fixturing to process	-2 = Lead-Free Solder Charge		-K = Polyimide Film Pick & Place Pad	-FR = Full Reel Tape & Reel (must order max. quantity per reel; contact Samtec for quantity breaks)
							-LP Latch Post (Available with SEAF in -06 Row with 30 positions only; Required for mating to SEAC)	

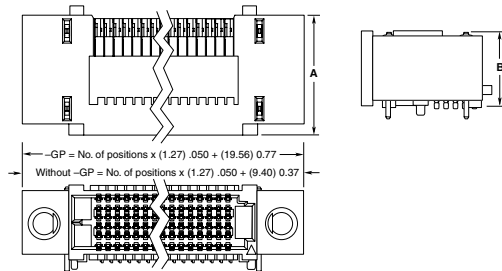
SEAM-RA

Board Mates:
SEAF, SEAF-RA, SEAFP



SEAF-RA

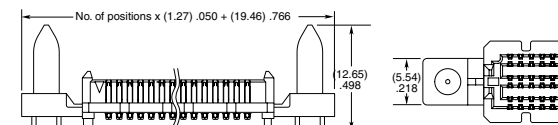

Board Mates:
SEAM, SEAFP



NO. PINS PER ROW	A	B
-04	(13.77) .542	(7.91) .311
-06	(16.31) .642	(10.45) .411
-08	(18.85) .742	(12.99) .511
-10	(21.39) .842	(15.53) .611

View complete specifications at: samtec.com?SEAM-RA & samtec.com?SEAF-RA

SERIES	POSITIONS PER ROW	02.0	PLATING OPTION	NO. OF ROWS	SOLDER TYPE	A	GP	K	"X"R
SEAM Terminal with Guide post	-20, -30, -40, -50		-L = 10 μ" (0.25 μm) Gold on contact area, Matte Tin on solder tail	-04 -06 -08	-1 = Tin/Lead Alloy Solder Charge				-TR = Tape & Reel
SEAM-GP Board Mates: SEAF-RA-GP			-S = 30 μ" (0.76 μm) Gold on contact area, Matte Tin on solder tail	-10 -08 & -10 Row options require fixturing to process	-2 = Lead-Free Solder Charge				-FR = Full Reel Tape & Reel (must order max. quantity per reel; contact Samtec for quantity breaks)



Note: Some lengths, styles and options are non-standard, non-returnable

View complete specifications at: samtec.com?SEAM